

**NATIONAL COUNCIL FOR
CURRICULUM & ASSESSMENT**
(MINISTRY OF EDUCATION)



**ARABIC
COMMON CORE PROGRAMME (CCP)**
CURRICULUM FOR B7/JHS1 - B9/JHS3

SEPTEMBER, 2020

**NOT FOR SALE
BUT FOR TRAINING PURPOSES**



MINISTRY OF EDUCATION
REPUBLIC OF GHANA

Arabic Curriculum for B7/JHS I -B9/JHS3

Enquiries and comments on this Curriculum should be addressed to:

The Director-General
National Council for Curriculum and Assessment (NaCCA)

Ministry of Education

P. O. Box CT PMB 77 Cantonments Accra

Telephone: 0302909071, 0302909862

Email: info@nacca.gov.gh

Website: www.nacca.gov.gh



Ministry of Education

Ghana

©2020 National Council for Curriculum and Assessment (NaCCA)

This publication is not for sale. All rights reserved. No part of this publication may be reproduced without prior written permission from the Ministry of Education, Ghana.



NOT FOR SALE
BUT FOR TRAINING PURPOSES

FOREWORD

The Ministry of Education, acting through the National Council for Curriculum and Assessment (NaCCA) has, in recent times, been working on curriculum and assessment reforms to improve the quality and relevance of learning experiences in pre-tertiary schools in Ghana. This curriculum, known as the Common Core Programme (CCP), is a sequel to the Kindergarten Primary standards-based school curriculum, the implementation of which commenced with the 2019/2020 academic year. The CCP is carefully designed for learners in Basic 7 to Basic 10 (JHS 1 – 3) as part of a holistic learning experience that prepares them for post-secondary education, the world of work or both. The curriculum focuses on building character and nurturing values, in addition to ensuring a seamless progression for all learners from JHS to SHS and creates clear pathways for academic and career-related programmes from Basic 11 to Basic 12 (SHS2 - SHS3).

In the twenty-first century, memorisation of facts and figures is no longer a sufficient learner attribute. Therefore, the CCP focuses on the acquisition of the 4Rs (Reading, Writing, Arithmetic and cReativity) and core competencies to afford learners the ability to apply knowledge innovatively to solve everyday problems. Personal projects, community projects and community service have been integrated into the CCP as part of a comprehensive assessment programme, including assessment of knowledge, skills, attitudes and values that mainly emphasise what learners can do. It is hoped that the content of this curriculum will promote better high school education that meets the varied learning needs of the young people in the country and addresses the shortfalls in the current school curriculum in relation to learning and assessment.

The Ministry of Education is committed to ensuring that our schools develop globally competitive high school graduates who have the requisite employable skills and workplace ethos. The CCP curriculum will, therefore, play an important role in this regard. The Ministry will support the effective implementation of the CCP to include capacity development of all teachers to ensure improved learning experiences and outcomes for our young people.

Dr Matthew Opoku Prempeh (MP)
The Honourable Minister of Education

NOT FOR SALE
BUT FOR TRAINING PURPOSES

ACKNOWLEDGEMENTS

This Common Core Programme (CCP) curriculum was developed together with the National Pre-tertiary Learning Assessment Framework (NPLAF) and Teacher's and Learner's Resource Packs. All these documents were developed by the National Council for Curriculum and Assessment (NaCCA), under the oversight and strategic direction of the Ministry of Education (MoE) with support from some agencies of the MoE and other relevant stakeholders.

NaCCA, acting on behalf of the Ministry of Education (MoE), would like to express its sincere gratitude to all its partners who participated in the professional conversations and discussions during the course of the development of the CCP curriculum.

NaCCA also extends special commendations to the leadership of the Ghana Education Service (GES), National School Inspectorate Authority (NaSIA), National Teaching Council (NTC), Commission for Technical and Vocational Education and Training (Commission for TVET) and other agencies of the MoE.

Additionally, NaCCA acknowledges the contributions of staff from various Universities and Colleges of Education as well as teachers and learners within the Ghana Education Service.

Special thanks go to those who also contributed to shaping this curriculum content through the consultation process, including the national stakeholder engagement conducted in Accra in February, 2020.

CONTENTS

ACKNOWLEDGEMENTS.....	IV
CONTENTS	V
INTRODUCTION	VIII
RATIONALE.....	XI
PHILOSOPHY	XII
AIMS	XIII
PROFILE OF EXPECTED LEARNING BEHAVIOURS	XIV
ASSESSMENT.....	XVIII
REPORTING SCHOOL-BASED ASSESSMENT (SBA) IN THE CCP	XXII
CREATIVE PEDAGOGICAL APPROACHES	XXIV
CORE COMPETENCIES.....	XXVIII
ORGANISATION AND STRUCTURE OF THE CURRICULUM	XXXI
SCOPE AND SEQUENCE.....	XXXII
BASIC 7.....	1
STRAND: B7/JHSI.1 LISTENING.....	2
SUB-STRAND: B7/JHSI.1.1 PHONICS OF ARABIC LANGUAGE.....	2
SUB-STRAND: B7/JHSI.1.2 LISTENING COMPREHENSION AND PARTICIPATION	7
STRAND: B7/JHSI.2 SPEAKING	11
SUB-STRAND: B7/JHSI.2.1 EVERYDAY ORAL COMMUNICATION	11
SUB-STRAND: B7/JHSI.2.2 ORACY AND AESTHETICS.....	18
SUB-STRAND: B7/JHSI.2.3 GRAMMAR.....	20
STRAND: B7/JHSI.3 READING.....	21
SUB-STRAND: B7/JHSI.3.1 CHARACTERS OF ARABIC LANGUAGE/TEXTUAL FEATURES AND SYMBOLS.....	21
SUB-STRAND: B7/JHSI.3.2 READING COMPREHENSION.....	25

SUB-STRAND: B7/JHSI.3.3 INTEGRATED GRAMMAR.....	27
STRAND: B7/JHSI.4 WRITING	29
SUB-STRAND: B7/JHSI.4.1 HANDWRITING AND CALLIGRAPHY (AL-KHATT).....	29
SUB-STRAND: B7/JHSI.4.2 COMPOSITION.....	32
SUB-STRAND: B7/JHSI.4.3 CREATIVE WRITING.....	35
BASIC 8.....	36
STRAND: B8/JHS2.1 LISTENING	37
SUB-STRAND: B8/JHS2.1.1 PHONICS OF ARABIC LANGUAGE.....	37
SUB-STRAND: B8/JHS2.1.2 LISTENING COMPREHENSION AND PARTICIPATION.....	39
STRAND: B8/JHS2.2 SPEAKING	45
SUB-STRAND: B8/JHS2.2.1 EVERYDAY ORAL COMMUNICATION.....	45
SUB-STRAND: B8/JHS2.2.2 ORACY AND AESTHETICS.....	52
SUB-STRAND: B8/JHS2.2.3 GRAMMAR.....	53
STRAND: B8/JHS2.3 READING	56
SUB-STRAND: B8/JHS2.3.1 PHONOLOGICAL AWARENESS/ORAL READING FLUENCY.....	56
SUB-STRAND: B8/JHS2.3.2 READING COMPREHENSION.....	58
SUB-STRAND: B8/JHS2.3.3 GRAMMAR.....	61
SUB-STRAND: B8/JHS2.3.4 CRITICAL READING.....	63
STRAND: B8/JHS2.4 WRITING	66
SUB-STRAND: B8/JHS2.4.1 WRITING AND CALLIGRAPHY (AL-KHATT).....	66
SUB-STRAND: B8/JHS2.4.2 COMPOSITION.....	70
BASIC 9.....	75
STRAND: B9/JHS3.1 LISTENING	76
SUB-STRAND: B9/JHS3.1.1 COMPREHENSION OF ARABIC LANGUAGE.....	76
SUB-STRAND: B9/JHS3.1.2 LISTENING COMPREHENSION AND PARTICIPATION.....	80
STRAND: B9/JHS3.2 SPEAKING	84
SUB-STRAND: B9/JHS3.2.1 EVERYDAY ORAL COMMUNICATION.....	84

SUB-STRAND: B9/JHS3.2.2 ORACY AND AESTHETICS.....	91
SUB-STRAND: B9/JHS3.2.3 GRAMMAR.....	92
STRAND: B9/JHS3.3 READING	94
SUB-STRAND: B9/JHS3.3.1 PHONOLOGICAL AWARENESS / ORAL READING FLUENCY	94
SUB-STRAND: B9/JHS3.3.2 READING COMPREHENSION.....	96
SUB-STRAND: B9/JHS3.3.3 GRAMMAR.....	98
SUB-STRAND: B9/JHS3.3.4 CRITICAL READING	99
STRAND: B9/JHS3.4 WRITING	102
SUB-STRAND: B9/JHS3.4.1 WRITING AND CALLIGRAPHY (AL-KHATT)	102
SUB-STRAND: B9/JHS3.4.2 COMPOSITION.....	104
SUB-STRAND: B9/JHS3.4.3 CREATIVE WRITING.....	107
APPENDICES.....	108
BIBLIOGRAPHY	112
ARABIC SUBJECT PANEL MEMBERS AND REVIEWERS	119
SUPERVISORS AND COORDINATING TEAM.....	120

NATIONAL COUNCIL FOR CURRICULUM & ASSESSMENT

NOT FOR SALE
BUT FOR TRAINING PURPOSES

INTRODUCTION

In the first four years of high school education, learners are expected to take a Common Core Programme (CCP) that emphasises a set of high, internationally-benchmarked career and tertiary education readiness standards. Learners need to acquire these for post-secondary education, the workplace or both. The standards articulate what learners are expected to know, understand and be able to do by focusing on their social, emotional, cognitive and physical development. The CCP runs from Basic 7 through Basic 9.

The common core attributes of the learner, which describe the essential outcomes in the three domains of learning (i.e. cognitive, psychomotor and affective), are at the centre of the CCP (see Figure 1). Inspired by the values which are important to the Ghanaian society, the CCP provides an education of the heart, mind and hands in relation to the learner's lifetime values, well-being, physical development, metacognition and problem-solving abilities. Ultimately, this will produce character-minded learners who can play active roles in dealing with the increasing challenges facing Ghana and the global society.

The features that shape the CCP are shown in Figure 1. These are:

- learning and teaching approaches – the core competencies, 4Rs and pedagogical approaches
- learning context – engagement, service and projects
- learning areas – mathematics, science, computing, languages (English, Ghanaian Language, French and Arabic), career technology, social studies, physical and health education, creative arts and design and religious and moral education.

CURRICULUM & ASSESSMENT

NOT FOR SALE
BUT FOR TRAINING PURPOSES

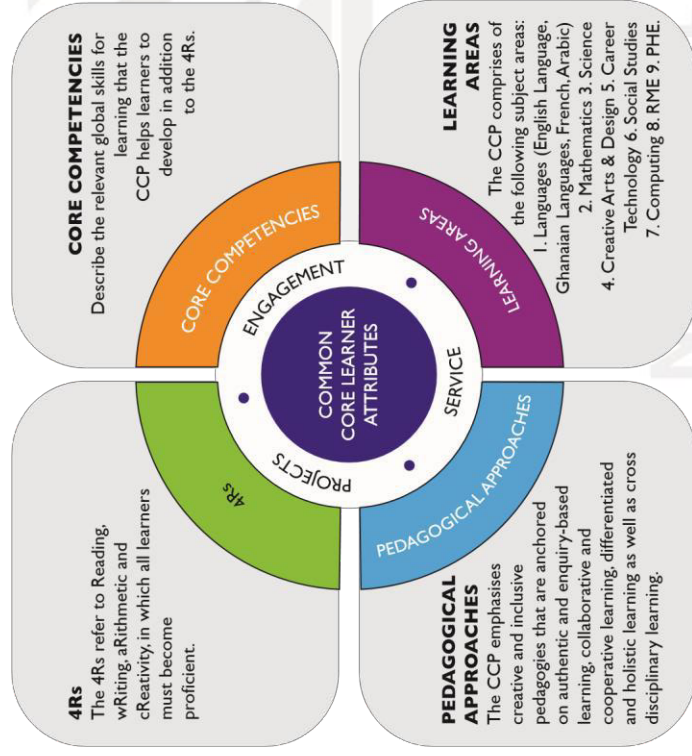


Figure 1: CCP Learner Attributes

Learning and Teaching Approaches

- The Core Competencies: Describe the relevant global skills for learning that the CCP helps learners to develop in addition to the 4Rs. The global skills for learning allow learners to become critical thinkers, problem-solvers, creators, innovators, good communicators, collaborators, digitally literate, and culturally and globally sensitive citizens who are life-long learners with a keen interest in their personal development.
- Pedagogical approaches: The CCP emphasises creative and inclusive pedagogies that are anchored on authentic and enquiry-based learning, collaborative and cooperative learning, differentiated learning, and holistic learning as well as cross disciplinary learning.
- The 4Rs across the Curriculum: The 4Rs refer to Reading, wRiting, aRithmetic and cReativity, which all learners must become fluent in.

Learning context

The CCP places emphasis on engagement of learners in classroom activities, and projects (in and out classroom). These projects can involve individual or group tasks which all learners are required to complete by the end of Basic 9. The CCP projects provide learners with contexts to demonstrate creativity and inventiveness in various areas of human endeavour. Community service offers opportunities for learners to nurture, love and care for, and solve problems in their community.

Learning Areas

The CCP comprises the following learning areas:

1. Languages (English Language, Ghanaian Language, French, Arabic)
2. Mathematics
3. Science
4. Creative Arts and Design (CAD)
5. Career Technology
6. Social Studies
7. Computing
8. Religious and Moral Education (RME)
9. Physical and Health Education (PHE)

This document sets out the standards for learning Arabic in the CCP. The standards in the document are posited in the expectation that the CCP (B7/JHS1–B9/JHS3) will offer quality education for all learners. The design of this curriculum is based on the features of the CCP as shown in Figure 1. It emphasises a set of high internationally-benchmarked career and tertiary education readiness standards. Learners need to acquire these competencies in Arabic for post- secondary education, workplace training or both. The curriculum has been designed to be user friendly because it provides a detailed preamble that covers the rationale, philosophy, aims, profile of expected learning behaviours (i.e. knowledge, skills, attitudes and values), pedagogical approaches, core competencies and the 4Rs, assessment practices and instructional expectations.

RATIONALE

The introduction of Arabic language into the school curriculum of Ghana is timely and appropriate within the concept of globalisation. Modern Standard Arabic is the current official language used for public and official purposes in the Arabic speaking world. With appropriate strategies in teaching and learning the language, Ghanaian learners would ultimately be equipped with the ability to articulate and analyse the world around them and bring their knowledge to bear positively on their lives and those of their compatriots. Learning Arabic broadens the employment opportunities for Ghanaian children and enables them to become more effective and valuable members of the Ghanaian workforce. They would not only demonstrate originality and independent thinking, but appreciate the intricacies of local and international geopolitics.



NaCCA

NATIONAL COUNCIL FOR
CURRICULUM & ASSESSMENT

NOT FOR SALE
BUT FOR TRAINING PURPOSES

PHILOSOPHY

Teaching Philosophy

1. Teaching serves as a guide to knowledge, providing access to information rather than acting as the primary source of information. Learners of Arabic are guided to discover for themselves their own knowledge in order to construct their own skills. With the recognition that each individual is endowed with peculiar skills and capabilities, teaching is, therefore, tailored to respond to the needs, abilities and aptitudes of each child so that all learners can feel capable and successful.
2. Teaching strategies focus on learner's interests and what is relevant to their lives in order to boost motivation and stimulate their passion to learn. Class interactions and dialogue facilitate learners' expression of their own opinions and nurture their own ideas, thereby developing respect for themselves, others, and their environment, while accepting and embracing the differences among people as the core of what makes life fascinating.
3. Teaching is essentially driven by the need to equip the learner with requisite knowledge, skills and values not only to realise their potentials and achieve their goals in life, but to empower them to participate meaningfully in nation-building.

Learning Philosophy

1. Each child is a unique individual who needs a secure atmosphere in which to grow and mature emotionally, morally, intellectually, physically and socially. They, therefore, require support in providing an environment that is conducive to meet their fullest potential in these areas.
2. While an equitable learning environment is provided for all learners, each learner adopts an approach that adequately responds to their needs, abilities, aptitudes, and therefore would be responsible for and in control of their learning and its outcomes.
3. Learners apply abstract theories from class textbooks to what they practically experience in their everyday world, where, by the use of oral and written skills, they articulate ideas and process concepts in ways that are meaningful to them.
4. It is important for learners to learn to work together. Opportunities are provided for learner collaboration in some of the writing assignments, which require working in groups. This gets learners to discuss what they are learning and allows them to work together to uncover answers and discover new knowledge.

AIMS

General Aims

The general aims of teaching the Arabic language are:

1. To enable learners to respond actively to the opportunities and challenges of the rapidly changing world by acquiring requisite knowledge, skills and values not only to realise their potentials and achieve their goals in life, but to empower them to participate meaningfully in nation-building and appreciate the geo-politics of the world.
2. To help learners achieve a high level of fluency in Arabic with commitment to academic research, using critical thinking and ethical engagement so as to become part of the new generation of global communicators and scholars

Specific Aims

The specific aims of teaching the Arabic language are:

1. To enable learners to develop knowledge and understanding, and to acquire the four communicative skills (listening, reading, speaking and writing) necessary for effective interaction.
2. To develop the child's intellect, creativity and potentials to become part of world-class human resources with capabilities and enhanced career opportunities.
3. To develop a better awareness of diversity of cultures by gaining direct insights into cultures of the world.
- 4.

NOT FOR SALE
BUT FOR TRAINING PURPOSES

PROFILE OF EXPECTED LEARNING BEHAVIOURS

A central aspect of this curriculum is the concept of three integral learning domains that should be the basis for instruction and assessment. These are:

- Knowledge, Understanding and Application
- Process Skills
- Attitudes and Values

Knowledge, Understanding and Application

Under this domain, learners acquire knowledge through some learning experiences. They may also show understanding of concepts by comparing, summarising, re-writing, etc. in their own words and constructing meaning from instruction. The learner may also apply the knowledge acquired in some new contexts. At a higher level of learning behaviour, the learner may be required to analyse an issue or a problem. At a much higher level, the learner may be required to synthesise knowledge by integrating a number of ideas to formulate a plan, solve a problem, compose a story, or a piece of music. Further, the learners may be required to evaluate, estimate and interpret a concept. At the last level, which is the highest, learners may be required to create, invent, compose, design and construct. These learning behaviours “knowing”, “understanding”, “applying”, “analysing”, “synthesising”, “evaluating” and “creating” fall under the domain “Knowledge, Understanding and Application”.

In this curriculum, learning indicators are stated with action words to show what the learner should know and be able to do. For example, the learner will be able to describe something. Being able to “describe” something after teaching and learning has been completed means that the learner has acquired “knowledge”. Being able to explain, summarise, and give examples etc. means that the learner has understood the concept taught.

Similarly, being able to develop, defend, etc. means that the learner can “apply” the knowledge acquired in some new context. You will note that each of the indicators in the curriculum contains an “**action word**” that describes the behaviour the learner will be able to demonstrate after teaching and learning has taken place. “Knowledge, Understanding and Application” is a domain that should be the prime focus of teaching and learning in schools. Teaching in most cases has tended to stress knowledge acquisition to the detriment of other higher level behaviours such as in knowledge application.

Each action word in any indicator outlines the underlying expected outcome. Each indicator must be read carefully to know the learning domain towards which to teach. The focus is to move teaching and learning from the didactic acquisition of “knowledge” where there is fact memorisation, heavy reliance on formulae, remembering facts without critiquing them or relating them to the real world – surface learning – to a new position called – deep learning. Learners are expected to deepen their learning through knowledge application to develop critical thinking skills, explain reasoning, and to generate creative ideas to solve real life problems in their school lives and later in their adult lives. This is the point where learning becomes beneficial to the learner.

The keywords and explanations of the “Knowledge, Understanding and Application” domain are as follows:

Knowing: The ability to remember, recall, identify, define, describe, list, name, match, state principles, facts and concepts. Knowledge is the ability to remember or recall material already learned and this constitutes the lowest level of learning.

Understanding: The ability to explain, summarise, translate, rewrite, paraphrase, generalise, estimate or predict consequences based upon a trend. Understanding is generally the ability to grasp the meaning of some concepts that may be verbal, pictorial, or symbolic.

Applying: This dimension is also referred to as “Use of Knowledge”. It is the ability to use knowledge or apply knowledge, apply rules, methods, principles, theories, etc. to situations that are new and unfamiliar. It also involves the ability to produce, solve, plan, demonstrate, discover, etc.

Analysing: The ability to break down material/information into its component parts; to differentiate, compare, distinguish, outline, separate, identify significant points, etc.; ability to recognise unstated assumptions and logical fallacies; ability to recognise inferences from facts, etc.

Synthesising: The ability to put parts or ideas together to form a new whole. It involves the ability to combine, compile, compose, devise, plan, revise, organise, create, generate new ideas and solutions.

Evaluating: The ability to appraise, compare features of different things and make comments or judgment, criticise, justify, support, discuss, conclude, make recommendations, etc. Evaluation refers to the ability to judge the worth or value of some material based on some criteria.

Creating: The ability to use information or materials to plan, compose, produce, manufacture or construct other products.

From the foregoing, creating is the highest form of thinking and learning and is therefore the most important behaviour. This, unfortunately, is the area where most learners perform poorly. In order to get learners to develop critical thinking, it is advised that you do your best to help your learners to develop analytical skills and processes as already discussed.

Attitudes, Values and Process Skills

To be effective, competent and reflective citizens, who will be willing and capable of solving personal and societal problems, learners should be exposed to situations that challenge them to raise questions and attempt to solve problems. Learners therefore need to acquire positive attitudes, values and psychosocial skills that will enable them participate in debates and take a stand on issues affecting them and others. The Arabic curriculum thus focuses on the development of attitudes and values.

The Arabic curriculum aims at helping learners to acquire the following:

1. **Commitment:** the determination to contribute to national development.
2. **Tolerance:** the willingness to respect the views of others.
3. **Patriotism:** the readiness to defend the nation.
4. **Flexibility** in ideas: the willingness to change opinion given more plausible evidence.
5. **Respect for evidence:** the willingness to collect and use data from one's investigation, and also have respect for data collected by others.
6. **Reflection:** the habit of critically reviewing ways in which an investigation or observation has been carried out to see possible faults and other ways in which the investigation or observation can be improved upon.
7. **Comportment:** conforming to acceptable societal norms.
8. **Co-operation:** the ability to work effectively with others.
9. **Responsibility:** the ability to act independently and make decisions; being morally accountable for one's actions; capable of rational conduct.
10. **Environmental Awareness:** being conscious of one's physical and socio-economic surroundings.
11. **Respect for the Rule of Law:** obeying the rules and regulations of the land.

The teacher should ensure that learners cultivate the above attitudes and skills as basis for living in the nation as effective citizens.

Values

At the heart of this curriculum is the belief in nurturing honest, creative and responsible citizens. As such, every part of this curriculum, including the related pedagogy, should be consistent with the following set of values:

Respect: This includes respect for the nation of Ghana, its institutions and laws and the culture and respect among its citizens and friends of Ghana.

Diversity: Ghana is a multicultural society in which every citizen enjoys fundamental rights and responsibilities. Learners must be taught to respect the views of all persons and to see national diversity as a powerful force for nation development. The curriculum promotes social cohesion.

Equity: The socio-economic development across the country is uneven. Consequently, it is necessary to ensure an equitable distribution of resources based on the unique needs of learners and schools. Ghana's learners are from diverse backgrounds and hence require the provision of equal opportunities to all, and that, all strive to care for each other.

Commitment to achieving excellence: Learners must be taught to appreciate the opportunities provided through the curriculum and persist in doing

their best in whatever field of endeavour as global citizens. The curriculum encourages innovativeness through creative and critical thinking and the use of contemporary technology.

Teamwork/Collaboration: Learners are encouraged to be committed to team-oriented working and learning environments. This also means that learners should have an attitude of tolerance to be able to live peacefully with all persons.

Truth and Integrity: The curriculum aims to develop learners into individuals who will consistently tell the truth irrespective of the consequences, be morally upright, and have the attitude of doing the right thing even when no one is watching. Also, learners will be taught to be true to themselves and be willing to live the values of honesty and compassion. Equally important is the practice of positive values as part of the ethos or culture of the workplace, which includes integrity and perseverance. These values must underpin the learning processes to allow learners to apply skills and competencies in the world of work.

The action words provided in the learning indicators in each content standard, should help you to structure your teaching and learning to achieve the desired learning outcomes. Check the learning indicators to ensure that you have given the required emphasis to each learning domain in your instruction and assessment.

NaCCA

**NATIONAL COUNCIL FOR
CURRICULUM & ASSESSMENT**

**NOT FOR SALE
BUT FOR TRAINING PURPOSES**

ASSESSMENT

Assessment is a process of collecting and evaluating information about learners and using the information to make decisions to improve their learning. Assessment may be formative, summative, diagnostic, or evaluative depending on its purpose. It is integral to the teaching-learning process, promoting learning and improving instruction.

In the CCP, it is suggested that assessment involves assessment for learning, assessment of learning and assessment as learning, which are described in the subsequent paragraphs.

Assessment for Learning (AFL)

Assessment for Learning (AFL) is the process of seeking and interpreting evidence for use by learners and their teachers to decide where the learner is in their learning, where they need to be (the desired goal), and how best to get them there. Assessment for Learning also refers to all the activities undertaken by teachers and/or learners, which provide information to be used as feedback to modify the teaching and learning activities. AFL can be achieved through processes such as sharing criteria with learners, effective questioning and feedback.

It is a continuous process that happens at all stages of the instructional process to monitor the progress of a learner and to offer feedback or change teaching strategies to achieve the goal of a lesson.

Assessment as Learning (AaL)

Assessment as Learning develops and supports learners' sense of ownership and efficacy about their learning through reflective practices. This form of self-assessment helps in building the competencies of learners to achieve deeper understanding of what they are learning and what they are taught.

Assessment of Learning (AoL)

Assessment of learning provides a picture of the achieved standards of the teacher and performance of learners at the terminal stage of the learning process. This information provides data for accountability and educational decisions such as grading, selection and placement, promotion and certification. Through AoL, stakeholders such as parents and guardians are informed about the extent learners have attained expected learning outcomes at the end of their grade or programme.

What do we assess?

Emphasis on assessment in the CCP is on:

- the Common Core Learner Attributes, which are essential outcomes in the three domains of learning (i.e. cognitive, psychomotor and affective).
- Knowledge and skills with emphasis on the 4Rs in the learning areas
- Core competencies with emphasis on attitudes and values developed through the learning and its context as well as the pedagogical approaches. The Process is illustrated diagrammatically in Figure 2.

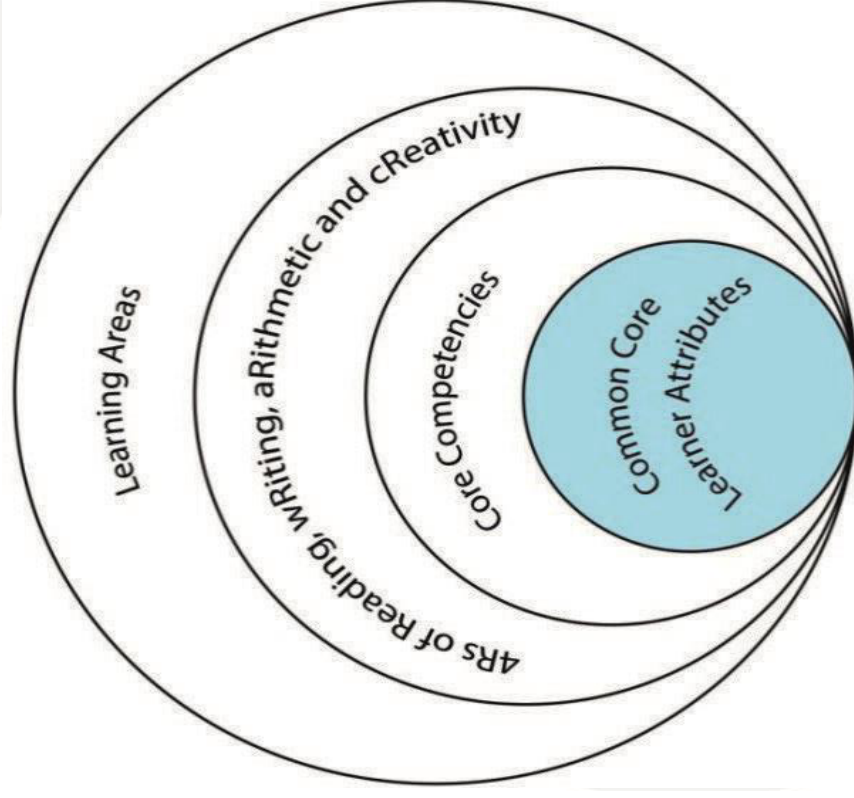


Figure 2: Essential Assessment Features

How do we monitor progress?

School Based Assessments (SBA) covers all forms/modes of assessment including AfL, AaL and AoL (see Table 1), that can be undertaken by any school-level actor (learner, teacher, head teacher) to monitor the learner's achievement over a period of time. Data collection and keeping records of the data are central to the conduct of SBA.

Table 1 Modes of Assessment

Assessment for Learning	Assessment of Learning	Assessment as Learning
Class exercises	Class Assessment Task (CAT)	Portfolio
Quizzes	End of term	Journal entries
Class tests (written, oral, aural and/or practical)	End of year	Project work
Class Assessment Task (CAT)		Checklist
		Questionnaire

The following are samples of relevant records that can be kept on the learner's learning.

- Learner's Progress Record (Cumulative Record)
- Learner's Report Card
- School-Based Assessment Termly Recording Register

Details of guidelines on SBA can be found in the National Pre-tertiary Learning Assessment Framework (NPLAF) document (Ministry of Education, 2020a) and the School-Based Assessment Guidelines (Ministry of Education, 2020b).

REPORTING SCHOOL-BASED ASSESSMENT (SBA) IN THE CCP

The CCP uses a criterion-referenced model of presenting and reporting school-based assessment data. Assessment throughout the four-year duration of the CCP, is done against criteria linked to performance standards and not against the work of other learners. The CCP provides levels of proficiency to be attained and descriptors for all grade levels of the programme (see Table 2). These levels and descriptors cannot be changed by individual schools and are, therefore, common to all learners as well as learning areas nationwide. For each assessment criterion (or benchmark for the level of proficiency), a number of descriptors are defined as shown in Table 2.

Table 2 Benchmarks, levels of proficiency and the grade level descriptors

Level of Proficiency	Benchmark	Grade Level Descriptor
1: Highly proficient (HP)	80% +	Learner shows high level of proficiency in knowledge, skills and values and can transfer them automatically and flexibly through authentic performance tasks.
2: Proficient (P)	68-79%	Learner demonstrates sufficient level of proficient knowledge, skills and core understanding; can transfer them independently through authentic performance tasks.

3: Approaching Proficiency (AP)	54-67%	Learner is approaching proficiency in terms of knowledge, skills and values with little guidance and can transfer understanding through authentic performance tasks.
4: Developing (D)	40-53%	Learner demonstrates developing level of knowledge, skills and values but needs help throughout the performance of authentic tasks.
5: Emerging (E)	39% and below	Learner is emerging with minimal understanding in terms of knowledge, skills, and values but needs a lot of help.

The grading system presented, shows the letter grade system and equivalent grade boundaries. In assigning grades to pupils' test results, or any form of evaluation, the above grade boundaries and the descriptors may be applied. The descriptors (Highly Proficient [HP], Proficient [P], Approaching Proficiency [AP], Developing [D], Emerging [E]), indicate the meaning of each grade.

In addition to the school-based assessment (SBA), a national standards assessment test is conducted in Basic 8 to provide national level indicators on learners' achievements.

CREATIVE PEDAGOGICAL APPROACHES

These are the methods, strategies and relevant teaching and learning resources for ensuring that every learner benefits from the teaching and learning process. The curriculum emphasises the:

1. creation of learning-centred classrooms through the use of creative approaches to ensure learner empowerment and independent learning;
2. positioning of inclusion and equity at the centre of quality teaching and learning;
3. use of differentiation and scaffolding as teaching and learning strategies for ensuring that no learner is left behind;
4. use of Information Communication Technology (ICT) as a pedagogical tool;
5. identification of subject specific instructional expectations needed for making learning in the subject relevant to learners;
6. integration of assessment as learning, for learning and of learning into the teaching and learning process and as an accountability strategy; and
7. questioning techniques that promote deep learning.

Learning-centred Pedagogies

The learner is at the centre of learning. At the heart of the CCP curriculum is the learning progression and improvement of learning outcomes for Ghana's young people with a focus on the 4Rs – Reading, Writing, Arithmetic and cReativity. It is expected that at each curriculum phase, learners would be offered the essential learning experiences to progress seamlessly to the next phase. Where there are indications that a learner is not sufficiently ready for the next phase, a compensatory provision through differentiation should be provided to ensure that such a learner is ready to progress with their cohort.

The Curriculum encourages the creation of a learning-centred classroom with the opportunity for learners to engage in meaningful “hands-on” activities that bring home to the learner what they are learning in school and what they know from outside of school. The learning-centred classroom is a place for the learners to discuss ideas through the inspiration of the teacher. The learners then become actively engaged in looking for answers, working in groups to solve problems. They also research information, analyse and evaluate information. The aim of the learning-centred classroom is to enable learners to take ownership of their learning. It provides the opportunity for deep and profound learning to take place.

The teacher as a facilitator needs to create a learning environment that:

1. makes learners feel safe and accepted;
2. helps learners to interact with varied sources of information in a variety of ways;
3. helps learners to identify a problem suitable for investigation through project work;

4. connects the problem with the context of the learners' world so that it presents realistic opportunities for learning;
5. organises the subject matter around the problem, not the subject,
6. gives learners responsibility for defining their learning experience and planning to solve the problem;
7. encourages learners to collaborate in learning;
8. expects all learners to demonstrate the results of their learning through a product or performance.

It is more productive for learners to find answers to their own questions than for teachers to provide the answers and their opinions in a learning centred classroom.

Inclusion

Inclusion is ensuring access and learning for all learners, especially, those disadvantaged. All learners are entitled to a broad and balanced curriculum in every school in Ghana. The daily learning activities to which learners are exposed should ensure that the learners' right to equal access and accessibility to quality education is met. The Curriculum suggests a variety of approaches that addresses learners' diversity and their special needs in the learning process. When these approaches are effectively used in lessons, they will contribute to the full development of the learning potential of every learner. Learners have individual needs and learning experiences and different levels of motivation for learning. Planning, delivery and reflection on daily learning experiences should take these differences into consideration.

The curriculum therefore promotes:

1. learning that is linked to the learner's background and to their prior experiences, interests, potential and capacities;
2. learning that is meaningful because it aligns with learners' ability (e.g. learning that is oriented towards developing general capabilities and solving the practical problems of everyday life); and
3. the active involvement of the learners in the selection and organisation of learning experiences, making them aware of their importance and also enabling them to assess their own learning outcomes.

Differentiation and Scaffolding

Differentiation is a process by which differences (learning styles, interests and readiness to learn) among learners are accommodated so that all learners in a group have the best chance of learning. Differentiation could be by content, tasks, questions, outcome, groupings and support.

Differentiation as a way of ensuring each learner benefits adequately from the delivery of the curriculum can be achieved in the classroom through (i) Task

(ii) Support from the Guidance and Counselling Unit and (iii) Learning outcomes.

- **Differentiation by task** involves teachers setting different tasks for learners of different abilities. E.g. in sketching the plan and shape of their classroom some learners could be made to sketch with free hand while others would be made to trace the outline of the plan.
- **Differentiation by support** involves the teacher giving needed support and referring weak learners to the Guidance and Counselling Unit for academic support.
- **Differentiation by outcome** involves the teacher allowing learners to respond at different levels. Weaker learners are allowed more time for complicated tasks.

Scaffolding in education refers to the use of a variety of instructional techniques aimed at moving learners progressively towards stronger understanding and ultimately greater independence in the learning process.

It involves breaking up the learning task, experience or concepts into smaller parts and then providing learners with the support they need to learn each part. The process may require a teacher assigning an excerpt of a longer text to learners to read and engaging them to discuss the excerpt to improve comprehension. The teacher goes ahead to guide them through the key words/ vocabulary to ensure learners have developed a thorough understanding of the text before engaging them to read the full text.

Common scaffolding strategies available to the teacher are:

1. give learners a simplified version of a lesson, assignment, or reading, and then gradually increases the complexity, difficulty, or sophistication over time;
2. describe or illustrate a concept, problem, or process in multiple ways to ensure understanding;
3. give learners an Exemplar(s): or model of an assignment they will be asked to complete;
4. give learners a vocabulary lesson before they read a difficult text;
5. describe the purpose of a learning activity clearly and the learning goals they are expected to achieve; and
6. describe explicitly how the new lesson builds on the knowledge and skills learners were taught in a previous lesson.

Information Communication Technology

Information Communication Technology (ICT) has been integrated into the computing curriculum as part of the core of education, alongside reading, writing and numeracy. Thus, the curriculum is designed to use ICT as a teaching and learning tool to enhance deep and independent learning. For instance, the teacher in certain instances is directed to use multimedia to support the teaching and learning process.

ICT has the potential to innovate, accelerate, enrich, and deepen skills. It also motivates and engages learners to relate school experiences to work practices. It provides opportunities for learners to fit into the world of work.

Some of the expected outcomes that this curriculum aims to achieve are:

1. improved teaching and learning processes;
2. improved consistency and quality of teaching and learning;
3. increased opportunities for more learner-centred pedagogical approaches;
4. improved inclusive education practices;
5. improved collaboration, creativity, higher order thinking skills; and
6. enhanced flexibility and differentiated approach of delivery.

The use of ICT as a teaching and learning tool is to provide learners access to large quantities of information online and offline. It also provides the framework for analysing data to investigate patterns and relationships in the computing context. Once learners have made their findings, ICT can help them organise, edit and print the information in many different ways.

Learners need to be exposed to various ICT tools around them including calculators, radios, cameras, phones, television sets and computers and related software like Microsoft Office packages - Word, PowerPoint and Excel as teaching and learning tools. The exposure that learners are given from Basic 7 – 9 to use ICT in exploiting learning will build their confidence and increase their levels of motivation to apply ICT use in later years, both within and outside of education. ICT use for teaching and learning is expected to enhance the quality and competence level of learners.

CORE COMPETENCIES

In using this curriculum, we hope that certain core competencies will be developed in learners to help them develop our country, Ghana. These competencies include:

Critical Thinking and Problem Solving (CP)

This skill develops learners' cognitive and reasoning abilities to enable them analyse and solve problems. Critical thinking and problem-solving skill enable learners to draw on their own experiences to analyse situations and choose the most appropriate out of a number of possible solutions. It requires that learners embrace the problem at hand, persevere and take responsibility for their own learning.

Creativity and Innovation (CI)

Creativity and innovation promote the development of entrepreneurial skills in learners through their ability to think of new ways of solving problems and developing technologies for addressing the problem at hand. It requires ingenuity of ideas, arts, technology and enterprise. Learners having this skill are also able to think independently and creatively.

Communication and Collaboration (CC)

This competency promotes in learners the skills to make use of languages, symbols and texts to exchange information about themselves and their life experiences. Learners actively participate in sharing their ideas. They engage in dialogue with others by listening to and learning from them. They also respect and value the views of others.

Cultural Identity and Global Citizenship (CG)

This competency involves developing learners to put country and service foremost through an understanding of what it means to be active citizens. This is done by inculcating in learners a strong sense of social and economic awareness. Learners make use of the knowledge, skills, competencies and attitudes acquired to contribute effectively towards the socioeconomic development of the country and on the global stage. Learners build skills to critically identify and analyse cultural and global trends that enable them to contribute to the global community.

Personal Development and Leadership (PL)

This competency involves improving self-awareness and building self-esteem. It also entails identifying and developing talents, fulfilling dreams and aspirations. Learners are able to learn from mistakes and failures of the past. They acquire skills to develop other people to meet their needs. It involves recognising the importance of values such as honesty and empathy and seeking the well-being of others. Personal development and leadership enable learners to distinguish between right and wrong. The skill helps them to foster perseverance, resilience and self-confidence. It helps them acquire the skill of leadership, self-regulation and responsibility necessary for lifelong learning.

Digital Literacy (DL)

Digital Literacy involves guiding learners to discover, acquire, and communicate through ICT to support their learning. It also makes them use digital media responsibly.

NB: Refer to Appendix 1 for details of the core competencies.

NaCCA

**NATIONAL COUNCIL FOR
CURRICULUM & ASSESSMENT**

**NOT FOR SALE
BUT FOR TRAINING PURPOSES**

INSTRUCTIONAL EXPECTATIONS

Teachers are often required to cater for a diverse range of learners. This Curriculum, therefore, may be regarded as a more compact resource to fulfill that requirement.

Here, two cohorts of learners are identified: the first cohort describes those with no experience of Arabic; while the second refers to those with some level of proficiency. Through sustained experience of learning, the first cohort develops an understanding of the nature of the language and how to learn it with increasing independence, while they benefit from members of the second cohort who have established many of the general learning strategies that are needed to ensure progress to the next level.

Teachers should, therefore, ensure that teaching strategies at this level takes account of any prior experience, including knowledge of other languages like English which is compulsory for all learners in the system of education in Ghana. The outcomes described for each level should be regarded as the basis for the development of knowledge, understanding and skills in Arabic for subsequent stages. The professional judgement of teachers is crucial in determining the learning opportunities that should be provided in order to enable learners achieve outcomes described in this document.

For this reason, the teacher should:

1. guide and facilitate learning by generating discourse among learners and challenging them to accept and share responsibility for their own learning based on their unique individual differences;
2. select Arabic content, adapt and plan lessons to meet the interests, knowledge, understanding, abilities and experiences of learners;
3. work together as colleagues within and across disciplines and grade levels to develop communities of Arabic Language learners who exhibit the skills of Arabic language inquiry and the attitudes and social values conducive to learning Arabic;
4. use multiple methods and systematically gather data about learner understanding and ability to guide Arabic Language teaching and learning with arrangements to provide feedback to both learners and parents;
5. design and manage learning environments that provide learners with the time, space and resources needed for learning the Arabic Language.

Suggested Time Allocation

A total of three periods a week, each period consisting of 50 minutes, is allocated to the teaching of Arabic from B7/JHS1 – B9/JHS3. One period per day (50-minutes per period) is recommended.

ORGANISATION AND STRUCTURE OF THE CURRICULUM

The curriculum is organised under key headings and annotations.

Strands are the broad learning areas of the content to be studied.

Sub-strands are the sub-divisions of the broad learning areas or strands.

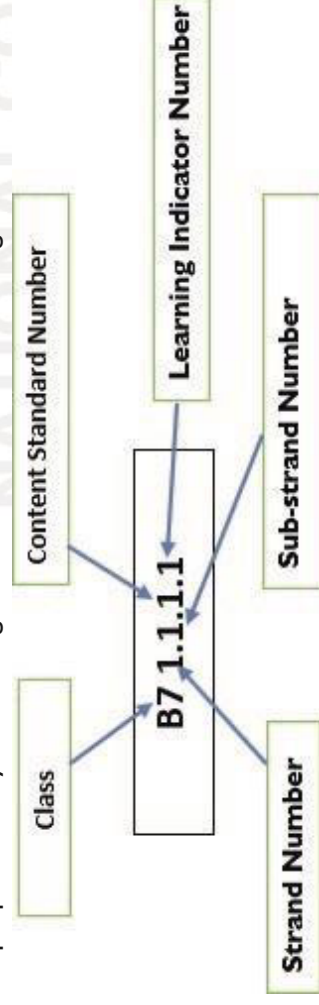
Content standards are the expected level of knowledge, skill and/or attitude that a learner must attain at each grade level.

Indicators are the distinct outcomes that learners must exhibit for each content standard at each level of learning.

Exemplars clearly explain the distinct outcomes or indicators. They support and guide the facilitator/teacher in helping learners to achieve the content standards.

Annotation

A unique annotation is used to label the class, strands, sub-strands, content standards and learning indicators in the curriculum for the purpose of easy referencing. The annotation is defined in Figure 3:



SCOPE AND SEQUENCE

STRAND	SUB-STRAND	B7/JHS1	B8/JHS2	B9/JHS3
Listening	Phonics of Arabic Language	✓	✓	
	Listening Comprehension and Participation	✓	✓	✓
Speaking	Everyday Oral Communication	✓	✓	✓
	Oracy and Aesthetics	✓	✓	✓
	Integrated Grammar		✓	✓
Reading	Characters of Arabic Language / Textual Features and Symbols	✓		
	Phonological awareness / Oral Reading Fluency		✓	✓
	Reading Comprehension	✓	✓	✓
	Critical Reading		✓	✓
	Integrated Grammar	✓	✓	✓
	Handwriting and Calligraphy (Al-Khatt)	✓	✓	✓
Writing	Composition	✓	✓	✓
	Creative Writing			✓

NATIONAL COUNCIL FOR
CURRICULUM & ASSESSMENT

NOT FOR SALE
BUT FOR TRAINING PURPOSES



Basic 7

NATIONAL COUNCIL FOR
CURRICULUM & ASSESSMENT

**NOT FOR SALE
BUT FOR TRAINING PURPOSES**

STRAND: B7/JHS1.1 Listening
SUB-STRAND: B7/JHS1.1.1 Phonics of Arabic Language

Content Standard	Indicators and Exemplars	Core Competencies																
<p>B7/JHS1.1.1.1 Learner recognises Arabic alphabet and the audio representation of each letter in words, phrases and simple sentences.</p>	<p>B7/JHS1.1.1.1.1. Identify the 28 sounds of Arabic consonants and vowels, and the various sound groupings.</p> <p>Exemplars:</p> <ol style="list-style-type: none"> Identify sounds represented by the following letters: ا ب ت ث ج ح خ د ذ ر ز س ش ص ض ط ظ ع غ ف ق ك م ن ه و ي م - ط - د - د - ف - ظ - ز - ش - ص - ي - ل - ن - خ - ف - ذ - ث - ح - ع - م - Identify the place of articulation of the following sound groupings. <table border="1" data-bbox="842 1032 1131 1671"> <tr><td>Bilabial</td><td>م - ط - د - د -</td></tr> <tr><td>Denti-alveolar</td><td>ف</td></tr> <tr><td>Labio-dental</td><td>ظ - ز - ش - ص - ي - ل</td></tr> <tr><td>Alveolar</td><td>ن - خ - ف</td></tr> <tr><td>Uvular</td><td>ذ - ث</td></tr> <tr><td>Inter-dental</td><td>ح - ع</td></tr> <tr><td>Pharyngeal</td><td>م -</td></tr> <tr><td>Glottal</td><td>م -</td></tr> </table> 	Bilabial	م - ط - د - د -	Denti-alveolar	ف	Labio-dental	ظ - ز - ش - ص - ي - ل	Alveolar	ن - خ - ف	Uvular	ذ - ث	Inter-dental	ح - ع	Pharyngeal	م -	Glottal	م -	<p>Communication and Collaboration (CC), Creativity and Innovation (CI), Critical thinking and Problem Solving (CP)</p> <p>CC7.1: Identify real communication elements appropriately</p>
Bilabial	م - ط - د - د -																	
Denti-alveolar	ف																	
Labio-dental	ظ - ز - ش - ص - ي - ل																	
Alveolar	ن - خ - ف																	
Uvular	ذ - ث																	
Inter-dental	ح - ع																	
Pharyngeal	م -																	
Glottal	م -																	
<p>B7/JHS1.1.1.2. Show ability to listen to and identify phonemes as shown in the examples.</p> <p>Exemplars: Identify phonetic representations of letters in the attached words.</p>	<p>ا ب ت ث ج ح خ د ذ ر ز س ش ص ض ط ظ ع غ ف ق ك م ن ه و ي م - ط - د - د - ف - ظ - ز - ش - ص - ي - ل - ن - خ - ف - ذ - ث - ح - ع - م -</p>	<p>CC7.1: Identify real communication elements appropriately</p>																

<p>B7/JHS1.1.1.2 Learner identifies audio representation of words and phrases about domestic animals, birds and insects.</p>	<p>B7/JHS1.1.1.2.1. Recognise simple questions related to domestic animals, like cat, dog, mouse, sheep, etc.</p> <p>Exemplars:</p> <ol style="list-style-type: none"> 1. Identify the audio names of the following domestic animals. جمل ل قط زباد حمار صغار بطخة بكرة ماعز كلاب خروف ماعز كلاب 2. Identify the audio names of the following birds. غراب بطيخة دجاج ديك حمامة بعلضة 3. Identify the audio names of the following insects. صرصور حنة عنكبوت نملجة بعوضة 	<p>Communication and Collaboration (CC), Creativity and Innovation (CI), Critical thinking and Problem Solving (CP)</p> <p>CC7.1: Identify words or sentences in context or appropriately</p>
<p>B7/JHS1.1.1.2.2 Identify and follow a range of utterances, vocabulary and instructions related to common birds and insects.</p> <p>Exemplars:</p> <ol style="list-style-type: none"> 1. Identify audio representations of words associated with birds from a given text such as: صراح الدراك، غراب، عصافير، طار طاران 2. Identify the following activities of insects from a given text. تسرح العنكبوت بيها، راجع نملجة البقرة، له يبيع الدجاج طين، 	<p>B7/JHS1.1.1.2.2 Identify and follow a range of utterances, vocabulary and instructions related to common birds and insects.</p> <p>Exemplars:</p> <ol style="list-style-type: none"> 1. Identify audio representations of words associated with birds from a given text such as: صراح الدراك، غراب، عصافير، طار طاران 2. Identify the following activities of insects from a given text. تسرح العنكبوت بيها، راجع نملجة البقرة، له يبيع الدجاج طين، 	<p>CC7.1: Identify words or sentences in context or appropriately</p> <p>CP5.6: Demonstrate a thorough understanding of a generalised concept and facts specific to task or situation</p>
<p>B7/JHS1.1.1.2.3 Show awareness of the differences in intonation between a question and a statement.</p> <p>Exemplars: Identify the difference in intonation of a question and an answer. اين تدرس؟ - ادرس في مدرسة ابن سينا. كيف حالك؟ - آل عبات ما يذا؟ - يذا لأم .</p>	<p>B7/JHS1.1.1.2.3 Show awareness of the differences in intonation between a question and a statement.</p> <p>Exemplars: Identify the difference in intonation of a question and an answer. اين تدرس؟ - ادرس في مدرسة ابن سينا. كيف حالك؟ - آل عبات ما يذا؟ - يذا لأم .</p>	<p>CC7.1: Identify words or sentences in context or appropriately</p>

<p>B7/JHS1.1.1.3 Learner identifies audio representation of words, phrases and simple sentences about classroom and school tools.</p>	<p>B7/JHS1.1.1.3.1. Identify the sound patterns and pronunciations of names of classroom items within simple phrases and sentences. Exemplars:</p> <p>1. Identify names of learning tools from a reading text.</p> <p>لراسة حذبة لادج رصا حل مشرطة كداب نام</p> <p>2. Identify names of items in a classroom from an audio material.</p> <p>مدرسة كرسى طاولة كرسي</p>	<p>Communication and Collaboration (CC), Creativity and Innovation (CI), Critical thinking and Problem Solving (CP)</p>
<p>B7/JHS1.1.1.4 Learner identifies audio representation of words, phrases and simple sentences about classroom and school activities.</p>	<p>B7/JHS1.1.1.3.2. Recognize the sounds and meanings of words in everyday simple questions.</p> <p>Exemplars: Answer the following questions in your own words.</p> <p>..... أين اللام؟ أين اللاب؟ من أين أرت؟ ما هذا؟</p>	<p>CC7.1: Identify words or sentences in context or appropriately</p>
<p>B7/JHS1.1.1.4 Learner identifies audio representation of words, phrases and simple sentences about classroom and school activities.</p>	<p>B7/JHS1.1.1.4.1. Identify various sounds that form words and phrases on learning activities</p> <p>Exemplars: Show listening skill by writing out the following words in a dictation:</p> <p>مذارة جراب امحان رسم كذبة دراسة نداء</p>	<p>Communication and Collaboration (CC)</p> <p>CC7.1: Identify words or sentences in context appropriately</p>

STRAND: B7/JHS1.1 Listening
SUB-STRAND: B7/JHS1.1.2 Listening Comprehension and Participation

Content Standard	Indicators and Exemplars	Core Competencies
		Communication and Collaboration (CC),
B7/JHS1.1.2.1 Learner identifies sounds representing descriptive words and phrases, and simple sentences associated with colour, number, shapes, etc.	<p>B7/JHS1.1.2.1.1. 1. Show understanding of the difference in intonation of simple phrases relating to sizes and heights in the classroom and school environment.</p> <p>Exemplars: Mimic with the hand the size of items in class or immediate environment at the mention of the following words.</p> <p style="text-align: center;">مجهز ط نصاران ل طوزال ل لداران ل صغزان ل</p>	CC7.3: Interpret correctly and respond to non-verbal communication such as facial expressions, cues and gestures.
		CC7.1: Interpret correctly and respond to non-verbal communication such as facial expressions, cues and gestures.
	<p>B7/JHS1.1.2.1.2 Show understanding of the difference in intonation of simple phrases relating to weights and temperature of class and school environments.</p> <p>Exemplars: Mimic with the hand and facial expressions the weight and temperature of things in immediate environment at the mention of the following words.</p> <p>Weights دانه خ حار ح دانه م مسخن م لبره ل</p> <p>Temperature</p>	CC7.1: Interpret correctly and respond to non-verbal communication such as facial expressions, cues and gestures.
		CC7.1: Identify words or sentences in context or appropriately

	<p>Exemplars:</p> <p>1. Identify the Arabic numerals from 1 to 100 from an audio reading:</p> <p>1- واحد 2- اثنان 3- ثلاثة 4- أربعة 5- خمسة 6- ستة 7- سبعة 8- ثمانية 9- تسعة 10- عشرة</p> <p>2. Answer questions on the number of items in the immediate environment.</p> <p>مغساة كلاب أربعة أبواب ثلاثة أقلام كبر من لهاقي كتاب واحد</p> <p>3. Identify the following colours from an audio reading:</p> <table border="0"> <tr> <td>Brown</td> <td>بني</td> <td>Yellow</td> <td>أصفر</td> <td>Green</td> <td>أخضر</td> <td>White</td> <td>أبيض</td> </tr> <tr> <td>Gray</td> <td>رمادي</td> <td>Blue</td> <td>أزرق</td> <td>Red</td> <td>أحمر</td> <td>Black</td> <td>أسود</td> </tr> </table> <p>4. Identify the following shapes from an audio reading:</p> <table border="0"> <tr> <td>Oval</td> <td>بيضاوي</td> <td>Rectangle</td> <td>مستطيل</td> <td>Square</td> <td>مربع</td> </tr> <tr> <td></td> <td></td> <td>Triangle</td> <td>أثلاث</td> <td>Circle</td> <td>دائرة</td> </tr> </table> <p>B7/JHS1.1.2.2.1 Identify morphemic compositions of words and phrases about the home, school, and community in Arabic stories told by teacher or taken from an audio-visual material.</p> <p>Exemplars:</p> <p>Write down a dictated text and tell the meanings of 10 words related to home, school and immediate environment.</p> <table border="0"> <tr> <td>شاردة</td> <td>مطبخ</td> <td>صلاة</td> <td>أبجد</td> <td>غرفة النوم</td> <td>الكلبوس</td> </tr> <tr> <td>غرفة الطبخ</td> <td>غرفة</td> <td></td> <td></td> <td></td> <td></td> </tr> </table>	Brown	بني	Yellow	أصفر	Green	أخضر	White	أبيض	Gray	رمادي	Blue	أزرق	Red	أحمر	Black	أسود	Oval	بيضاوي	Rectangle	مستطيل	Square	مربع			Triangle	أثلاث	Circle	دائرة	شاردة	مطبخ	صلاة	أبجد	غرفة النوم	الكلبوس	غرفة الطبخ	غرفة				
Brown	بني	Yellow	أصفر	Green	أخضر	White	أبيض																																		
Gray	رمادي	Blue	أزرق	Red	أحمر	Black	أسود																																		
Oval	بيضاوي	Rectangle	مستطيل	Square	مربع																																				
		Triangle	أثلاث	Circle	دائرة																																				
شاردة	مطبخ	صلاة	أبجد	غرفة النوم	الكلبوس																																				
غرفة الطبخ	غرفة																																								
<p>B7/JHS1.1.2.2. Learner demonstrates understanding of semantic representations of sounds of familiar words and phrases about the immediate environment.</p>	<p>Communication and Collaboration (CC), Cultural Identity and Global citizenship (CG), Critical thinking and Problem solving (CP)</p> <p>CC7.1: Identify words or sentences in context or appropriately</p>																																								

	<p>B7/JHS1.1.2.2.2. State the general idea(s) behind a story told in class about sanitation and identify associated vocabulary. Exemplars: List 20 words associated with sanitation and the meaning of each word from a passage on sanitation.</p>	<p>CP 5.6: Demonstrate a thorough understanding of a generalised concept and facts specific to task or situation</p>
<p>B7/JHS1.1.2.3. Learner demonstrates listening skills and respond to greetings, courtesies and requests.</p>	<p>B7/JHS1.1.2.3.1. Recognise sounds in an audio with their corresponding meanings in greetings and responses.</p> <p>Exemplars: Give the appropriate responses to the following greetings:</p> <p>Good morning Good afternoon Good evening You are welcome</p> <p>صباح الخيرات / صباح الخير مبارك سعيدي / مبارك سعيد مساء الخيرات / مساء الخير أهل وسهل</p>	<p>Communication and Collaboration (CC), Cultural identity and Global citizenship (CG)</p> <p>CG5.5: Adjust to the demands of customs, traditions, values and attitudes of society</p> <p>CC7.1: Identify words or sentences in context or appropriately</p> <p>CC8.5 Vary the level of detail and the language used when presenting to make it appropriate to audience.</p>
<p>B7/JHS1.1.2.3.2. Show understanding of simple expressions related to courtesies and requests for favours or excuses.</p> <p>Exemplars: Articulate the context of the following expressions:</p> <p>ما شاء الله من انطالك لو مسحت.....</p>	<p>B7/JHS1.1.2.3.2. Show understanding of simple expressions related to courtesies and requests for favours or excuses.</p> <p>Exemplars: Articulate the context of the following expressions:</p> <p>ما شاء الله من انطالك لو مسحت.....</p>	<p>CC9.2: Understand and use interpersonal skills</p> <p>CC7.1: Identify words or sentences in context or appropriately</p>

	<p>B7/JHS1.1.2.3.3. Demonstrate knowledge in the use of appropriate expressions for seasonal greetings and well wishes.</p> <p>Exemplars:</p> <p>Provide the context and the responses for the following expressions:</p> <p>تيعيس قتر نام تيع تابة حنبا وساع كل مكنباغ و التباغ فلا مصادا قملل عم ماقللا اعلما</p>	<p>CC9.2: Understand and use interpersonal skills</p> <p>CG5.5: Adjust to the demands of customs, traditions, values and attitudes of society</p>
	<p>B7/JHS1.1.2.3.4 Demonstrate understanding of culturally specific gestures associated with certain special occasions</p> <p>Exemplars:</p> <ol style="list-style-type: none"> Respond to the following congratulatory messages and good wishes: Naming ceremony Marriage لبرق فلا بنا اللوب ارك لبرق فلا لكما ولبرق غابلكما واقع بناكما بنا خزان Provide appropriate responses to the following messages expressing remorse and sadness after a misfortune or calamity. لسوع جار وبللا ناا و ل ناا ...لو فلا فرغ 	<p>CG5.5: Adjust to the demands of customs, traditions, values and attitudes of society</p> <p>CG5.1 Show a strong sense of belongingness to one's culture</p>

NOT FOR SALE
BUT FOR TRAINING PURPOSES

STRAND: B7/JHS1.2 Speaking
SUB-STRAND: B7/JHS1.2.1 Everyday Oral Communication

Content Standard	Indicators and Exemplars	Core Competencies
<p>B7/JHS1.2.1.1. Learner demonstrates oral skills through appropriate responses to greetings, courtesies and requests.</p>	<p>B7/JHS1.2.1.1.1. Identify appropriate expressions for greetings and their appropriate time. For e.g. good morning, good afternoon, good evening.</p> <p>Exemplars: Initiate the appropriate greetings for a given context:</p> <p style="text-align: center;"> صباحاً / مساءً / مساءً صباحاً / مساءً / مساءً صباحاً / مساءً / مساءً صباحاً / مساءً / مساءً </p>	<p>Communication and Collaboration (CC), Cultural Identity and Global citizenship (CG), Personal development and Leadership (PL)</p> <p>CC7.3: Provide feedback in areas of ideas, organisation, voice, word choice and sentence fluency in communication</p> <p>CG5.5: Adjust to the demands of customs, traditions, values and attitudes of society</p>
<p>B7/JHS1.2.1.1.2. Recognise the use of appropriate expressions and intonations to respond to courtesies like, “You are welcome ...”, “No, thank you.”</p> <p>Exemplars: Provide the greetings that require the following responses:</p> <p style="text-align: center;"> شكرًا / أهلاً بالضيوف / أهلاً بالضيوف / أهلاً بالضيوف شكرًا / أهلاً بالضيوف / أهلاً بالضيوف شكرًا / أهلاً بالضيوف / أهلاً بالضيوف </p>	<p>CC7.3: Provide feedback in areas of ideas, organisation, voice, word choice and sentence fluency in communication</p>	<p>CC7.3: Provide feedback in areas of ideas, organisation, voice, word choice and sentence fluency in communication</p>

	<p>B7/JHS1.2.1.1.3 Demonstrate knowledge of appropriate expressions for greetings, courtesies and requests.</p> <p>Exemplars: State the appropriate expressions in a given context such as the following:</p> <p>Marriage ابرق ملا لدم وبارق غابدم ومع بع بادهم بد خزان</p> <p>Congratulation اعلمد ملل غل رذد الاعمه الف مهورق متبونا لك</p>	<p>CC7.1: Identify words or sentences in context or appropriately</p> <p>CG5.1 Show a strong sense of belongingness to one’s culture</p>
	<p>B7/JHS1.2.1.1.4. Show awareness of basic personal health information and respond to greetings and gestures.</p> <p>Exemplars: Express personal health condition or those of others you know, and the expressions of best wishes in such conditions.</p> <p>اشكو / ل عاج اوفش / نم وكش / نم وكش اعملدا لوع لبعرا اشكو / اقبا عابو قح مراب للاق دم / لاقق بأ ل كوج عادول اض اراقق والنو ن لى لى ارباب باغا ص غنو</p>	<p>CC7.1: Identify words or sentences in context or appropriately</p> <p>PL5.6: Ability to maintain personal standards and values.</p>
<p>B7/JHS1.2.1.2. Learner shows preliminary speaking skills with accurate production of sounds of Arabic letters and words.</p>	<p>B7/JHS1.2.1.2.1. Demonstrate the ability to produce the phonemic representation of Arabic consonants and vowels, and their various groupings.</p> <p>Exemplars:</p> <ol style="list-style-type: none"> Pronounce the individual sounds representing the following letters of the Arabic alphabet. <p>ق ن ي و ا ب ث ح خ د ذ ر ز س ش ص ط ظ ع ج ك ط ف ن م و ي ا ب ت ح خ د ذ ر ز س ش ص ط ظ</p> <ol style="list-style-type: none"> Pronounce the combination of the following letters in a word formation. <p>ذئلب، ر - كرج بئ ز - زئاقه، ش - من سوي، - ص - صابول، - ض - ضوء، ط - طائلم، ع - عام.</p> <p>٥</p>	<p>Communication and Collaboration (CC), Cultural identity and Global citizenship (CG), Critical thinking and Problem Solving (CP), Personal development and Leadership (PL)</p> <p>CC7.1: Identify words or sentences in context or appropriately</p>

	<p>B7/JHS1.2.1.2.2. Demonstrate oral proficiency in the use of words to describe self and the human body parts.</p> <p>Exemplars:</p> <p>1. Speak about yourself using a modelled template.</p> <p>قداناك و فاقول بح نوا فصلا بذا باط نا / اماع رعش خستام يدمع / مسناك سبما</p> <p>2. Form three (3) sentences to talk about certain parts of the human body and what those parts are used for.</p> <p>حذ - ليج - نط - عرصا - دي - عني - ردا - ب - فبا - راع - رجو - عرش - سار</p>	<p>CC7.1: Identify words or sentences in context or appropriately</p> <p>PL5.4: Ability to understand one’s personality traits.</p>
<p>B7/JHS1.2.1.2.3. Pronounce words accurately for immediate family relations such as father, mother or sister from a passage.</p> <p>Exemplars:</p> <p>Orally form sentences from the following words related to family members and relatives.</p> <p>عخال - مةع - م - عذراج - قذج - قجوز - تفخ - أخ - قبا - ابن - سا - أب</p>	<p>CC7.1: Identify words or sentences in context or appropriately</p> <p>PL5.2: Demonstrate sense of belongingness from to a group</p>	<p>CC7.1: Identify words or sentences in context or appropriately</p>
<p>B7/JHS1.2.1.2.4. Demonstrate skills in the pronunciation of names of home items, and room contents.</p> <p>Exemplars:</p> <p>Form sentences with the following words to talk about house items.</p> <p>مراة - مةع - م - مراض - اب - الةفة - وراة - سوار - مصراح - بطاينة - بئسراط - سار</p>	<p>CC7.1: Identify words or sentences in context or appropriately</p>	<p>CC7.1: Identify words or sentences in context or appropriately</p>

<p>B7/JHS1.2.1.3. Learner demonstrates skills in vocal articulation of words related to personal emotions or senses and their related meanings.</p>	<p>B7/JHS1.2.1.3.1 Show proficiency in pronouncing words that express emotions such as happiness, sadness, joy, anger, fear, and sorrow.</p> <p>Exemplars: Express personal emotions or emotions of others using the following words. بسرور - قشعريرة - كنهير - فلاح - زورس - مائة - نوحى - نوحى - نوحى</p>	<p>Communication and Collaboration (CC), Personal development and Leadership (PL)</p> <p>PL5.4: Ability to express one's feelings. .</p> <p>CC7.1: Identify words or sentences in context or appropriately</p>
<p>B7/JHS1.2.1.3.2. Demonstrate oral communicative skills in the pronunciation of such sensual expressions as touch, smell, taste, see, etc.</p> <p>Exemplars: Express personal feelings using the following sensual words.</p> <p>الرائحة / الرائحة / الرائحة / الرائحة / الرائحة الشمع / الشمع / الشمع / الشمع / الشمع</p>	<p>CC7.1: Identify words or sentences in context or appropriately</p>	<p>CC7.1: Identify words or sentences in context or appropriately</p>

	<p>الزاحه</p> <p>الشم</p> <p>B7/JHS1.2.1.3.3. Reproduce action words like sit, stand, eat, talk, laugh, sleep, etc.</p> <p>Exemplars:</p> <p>Use the following action words to express personal actions or the actions of others.</p> <p>جلس - وقف - أكل - ربت - ضحك - لب - نظر - حمل - مشى.</p>	<p>CC7.1: Identify words or sentences in context or appropriately</p>
<p>B7/JHS1.2.1.4. Learner shows the ability to initiate or participate in class conversations using words, phrases and simple sentences about classroom activities.</p>	<p>B7/JHS1.2.1.4.1. Mention names of classroom items like chair, table, black/white board, atlas and related action word to each.</p> <p>Exemplars:</p> <p>Tell how the following classroom items are used.</p> <p>رصاصه، قلم، مسطرة، كتاب، قلم،</p> <p>هناك أشياء.....</p>	<p>Communication and Collaboration (CC), Creativity and Innovation (CI)</p> <p>CC7.1: Identify words or sentences in context or appropriately</p>
	<p>B7/JHS1.2.1.4.2. Recognise and name teaching and learning materials like books, pens, pencils, ruler, pictures in simple phrases and sentences.</p> <p>Exemplars:</p> <p>Tell the positions of items in the classroom.</p> <p>يس الكرتوب ب الطاها - بيدالدا لبع مائل - بيدالدا بيدالدا</p>	<p>CC7.1: Identify words or sentences in context or appropriately</p>
	<p>B7/JHS1.2.1.4.3. Recognise and name school activities and facilities like examination, assembly, teaching, learning, library, headmaster's office, etc.</p> <p>Exemplars:</p> <p>Use the following words to express daily, weekly, monthly, termly or yearly activities in school.</p>	<p>CC7.1: Identify words or sentences in context or appropriately</p>

	<p>لأطعم - قمانز - طهور - قرظنام - قنءسام - قركادم - سيرت - عمامج - ناهام</p> <p>B7/JHS1.2.1.4. 4. Recall and say 30 words from a wide range of learned vocabulary in Arabic to pass on a simple message.</p> <p>Exemplars:</p> <p>Use familiar vocabulary to talk about activities in class or at home using sentences as follows:</p> <p>قرظنا يمشي لخد بابا انا احي حنء - بطلابا سربا لندا مبرايح شر - طرظال باب نالار بارا طالا انور</p>	<p>CC7.1: Identify words or sentences in context or appropriately</p> <p>CI6.1: Exhibit strong memory, intuitive thinking and respond appropriately</p>												
<p>B7/JHS1.2.1.5. 1. Learner recognises and use descriptive words, phrases and simple sentences associated with colour, number, shapes, etc.</p>	<p>B7/JHS1.2.1.5. 1. Demonstrate the use of six (6) descriptive words representing the colour of various items in phrases and simple sentences. For eg. blue pen, black board, and red shirt.</p> <p>Exemplars:</p> <p>Use the following Arabic colour names to describe items in your immediate environment.</p> <table border="0" data-bbox="821 672 901 1601"> <tr> <td>Brown</td> <td>Yellow</td> <td>Green</td> <td>White</td> </tr> <tr> <td>برون</td> <td>أصفر</td> <td>أخضر</td> <td>أبيض</td> </tr> <tr> <td>رمادي</td> <td>أزرق</td> <td>أحمر</td> <td>أسود</td> </tr> </table> <p>د سواب سواح ، رنصا اب ناك ، نيلء فوطا ، اءضء، قورس ، رضح صء، نءا ، أحر مءلء ، اءلرر قرباس ، اءلرر قرباس</p>	Brown	Yellow	Green	White	برون	أصفر	أخضر	أبيض	رمادي	أزرق	أحمر	أسود	<p>CC7.1: Identify words or sentences in context or appropriately</p>
Brown	Yellow	Green	White											
برون	أصفر	أخضر	أبيض											
رمادي	أزرق	أحمر	أسود											
	<p>B7/JHS1.2.1.5.2. Produce the appropriate intonation of simple sentences relating to sizes and heights of family members, classmates and teachers.</p> <p>Exemplars:</p> <p>Use words denoting height and size to describe family members and classmates</p> <p>ءفءابء رنالك ءاصءء، ءقءابءص ، ءءءبوء ءاصءء، أءءء ، ءءءابوء لءبوء بءا</p> <p>B7/JHS1.2.1.5. 3. Demonstrate communicative skill in numeracy by counting class items such as ten books,</p>	<p>CC7.1: Identify words or sentences in context or appropriately</p> <p>CC8.2: Explain ideas in a clear</p>												

	<p>twenty pens, thirty chairs, etc.</p> <p>Exemplars: Count and tell the number of items in the classroom.</p> <p>عشرون قلم مئسة طاولات عشرون كرسيا .</p>	<p>order with relevant detail using structure speech</p> <p>CP5.6: Demonstrate a thorough understanding of a generalised concept and facts specific to task or situation</p>
--	--	---

NACCA

NATIONAL COUNCIL FOR
CURRICULUM & ASSESSMENT

NOT FOR SALE
BUT FOR TRAINING PURPOSES

STRAND: B7/JHS1.2 Speaking
SUB-STRAND: B7/JHS1.2.2 Oracy and Aesthetics

Content Standard	Indicators and Exemplars	Core Competencies
<p>B7/JHS1.2.2. 1 Learner. demonstrates proficiency in oral expression through poetry recitals on sanitation.</p>	<p>B7/JHS1.2.2.1.1 Show oral communicative skill through recitation of previously read poems about school, etc. Exemplars: Recite the poem titled “مدارسيت”</p> <p>تغوى لى لك، لى نى تغوى لى لك، لى نى تغوى لى لك، لى نى تغوى لى لك، لى نى تغوى لى لك، لى نى تغوى لى لك، لى نى</p>	<p>Communication and Collaboration (CC), Cultural identity and Global citizenship (CG), Critical thinking and Problem solving (CP)</p>

NATIONAL COUNCIL FOR CURRICULUM & ASSESSMENT

NOT FOR SALE
BUT FOR TRAINING PURPOSES

	<p>دادغ. 9. ط، ز، ياد دانا، بونال فصيله: بت عاقر) 2016 (بتاغو سسي باعل ملامس تا ابع¹</p>	<p>CC8.2: Explain ideas in a clear order with relevant detail using structure speech,</p> <p>CC8.3: Apply appropriate diction and structure sentences correctly for narrative, persuasive, imaginative and expository purposes.</p>
<p>B7/JHS1.2.2.1.2 Demonstrate the strength of recall through recitation of simple Arabic proverbs.</p> <p>Exemplars: Recite 01 short Arabic proverbs on any theme.</p> <p>بهدا رس طولا . هجو دج من هناج قل مولاك راكمن سار دلا هلر، بونال</p>	<p>CC8.2: Explain ideas in a clear order with relevant detail using structure speech,</p> <p>CP5.6: Demonstrate a thorough understanding of a generalised concept and facts specific to task or situation,</p> <p>CI6.1: Exhibit strong memory, intuitive thinking and respond appropriately</p>	

STRAND: B7/JHS1.2 Speaking
SUB-STRAND: B7/JHS1.2.3 Grammar

Content Standard	Indicators and Exemplars	Core Competencies
<p>B7/JHS1.2.3.1 Learner speaks Good Arabic: Grammar Unit: Names of people, Animals, places, things, etc. (Nouns & Pronouns)</p>	<p>B7/JHS1.2.3.1.1. State words representing nouns such as names of persons, animals and places.</p> <p>Exemplars: Mention ten (10) words that denote names of persons and animals from previous readings. كروى - مئام - أب - أخت - أخ - رجل - مهندس - فراك - بطك - نود - بؤة</p>	<p>Communication and Collaboration (CC), Cultural identity and Global citizenship (CG), Critical thinking and Problem solving (CP)</p> <p>CC8.2: Explain ideas in a clear order with relevant detail using structure speech,</p>
<p>B7/JHS1.2.3.1.2. State grammatical words that describes the name of a place.</p> <p>Exemplars: Mention 10 words that denote names of places from previous readings.</p>	<p>B7/JHS1.2.3.1.2. State grammatical words that describes the name of a place.</p> <p>Exemplars: Mention 10 words that denote names of places from previous readings. أبي طاهر - نبالا - نبالا - نبالا - نبالا - نبالا - نبالا - نبالا - نبالا - نبالا</p>	<p>CC8.2: Explain ideas in a clear order with relevant detail, using structure speech,</p> <p>CG 6.4: Exhibit a sense of nationality and global identity.</p>
<p>B7/JHS1.2.3.1.3. State the grammatical words that can stand in place of a noun</p> <p>Exemplars: Give examples of 10 Arabic pronouns.</p>	<p>B7/JHS1.2.3.1.3. State the grammatical words that can stand in place of a noun</p> <p>Exemplars: Give examples of 10 Arabic pronouns. أنا - أنت - هو - هي - نحن - أيتها - أنتم - أنتن - أنا - أنا</p>	<p>CC8.2: Explain ideas in a clear order with relevant detail using structure speech</p> <p>CPS.6: Demonstrate a thorough understanding of a generalised concept and facts specific to task or situation</p>

	<p>Long ا</p> <p>Long و</p> <p>Long ايم اي بي بت جي دي زي ي</p> <p> راور يار دا جا ان اب فارغ زلوب دو جو مشوع نو بو مسور مشوع بروب غراب مسوع غراب غراب </p>	<p>understanding of a generalised concept and facts specific to task or situation</p>
<p>B7/JHS1.3.1.2 Learner demonstrates ability to read words with complex combination of primary and secondary vowels.</p>	<p>B7/JHS1.3.1.2.1. Demonstrate ability to accurately pronounce Arabic words formed from a combination of various vowels.</p> <p>Exemplars:</p> <p>Pronounce the resultant diphthong by combining a short vowel with a <i>sukunin</i> a word.</p> <p> ا ب ج د ه ز ح ط ي ك ل م ن هـ و ي ب ج د ه ز ح ط ي ك ل م ن هـ و ي ب ج د ه ز ح ط ي ك ل م ن هـ و ي ب ج د ه ز ح ط ي ك ل م ن هـ و ي </p> <p>B7/JHS1.3.1.2.2. Demonstrate the ability to pronounce consonants with <i>tanwin</i> ending, and their representations in words.</p> <p>Exemplars:</p> <p>Pronounce the sounds of consonants with the <i>tanwin</i> variants - <i>fathataan, kasrataan, dammataan</i>.</p> <p> ا ب ج د ه ز ح ط ي ك ل م ن هـ و ي ب ج د ه ز ح ط ي ك ل م ن هـ و ي ب ج د ه ز ح ط ي ك ل م ن هـ و ي ب ج د ه ز ح ط ي ك ل م ن هـ و ي </p>	<p>CC8.1: Speak clearly and explain ideas. Share a narrative or extended answer while speaking to a group</p> <p>CC8.3 Apply appropriate diction and structure sentences correctly for narrative, persuasive, imaginative and expository purposes</p>

	<p>B7/JHS1.3.1.2.3. Demonstrate ability to pronounce Arabic words having complex sound permutations.</p> <p>Exemplars:</p> <p>1. Read the following words with similar sound permutations.</p> <p>قنبوس قنابتم ح/ح : حار/إيراف س/ص : سوط/صوت ذ/ظ : ذئب/ظفر ح/ع : حثم/عظم د/ض : دروب/عروب</p> <p>2. Pronounce the prolonged sound of the consonant with a <i>shadda</i> sign.</p> <p>قنطاع - قنطاع - قنطاع قنطاع - قنطاع - قنطاع قنطاع - قنطاع - قنطاع</p>	<p>CC8.2: Explain ideas in a clear order with relevant detail using structure speech</p> <p>CP5.6: Demonstrate a thorough understanding of a generalised concept and facts specific to task or situation</p>
--	--	--

NOT FOR SALE
BUT FOR TRAINING PURPOSES

STRAND: B7/JHS1.3 Reading
SUB-STRAND: B7/JHS1.3.2 Reading Comprehension

Content Standard	Indicators and Exemplars	Core Competencies
<p>B7/JHS1.3.2.1. Learner demonstrates the ability to recognise words and their semantic representations in simple Arabic phrases about education.</p>	<p>B7/JHS1.3.2.1.1. Identify the major steps that enhance the comprehension of a given text.</p> <p>Exemplars: Use comprehension skills to identify words and phrases related to school environment in the passage with a title:</p> <ul style="list-style-type: none"> - Break up the reading into smaller sections. - Deduce the meaning of a sentence or paragraph based on the context. - Check out the vocabulary - Look for the main idea. <p style="text-align: right;">قَالَ مُرَدِّمٌ -</p>	<p>Communication and Collaboration (CC), Cultural Identity and Global citizenship (CG), Critical thinking and Problem solving (CP)</p> <p>CP5.6: Demonstrate a thorough understanding of a generalised concept and facts specific to task or situation</p>
<p>B7/JHS1.3.2.1.2. Demonstrate the skill of using appropriate strategies to resolve comprehension problems.</p> <p>Exemplars: Take the following steps to understand the meanings of difficult words in a passage:</p> <ul style="list-style-type: none"> - Break up the reading into smaller sections. - Deduce the meaning of a sentence or paragraph based on the context. <p style="text-align: right;">School Examination day يومَ امتحانِ المدرسةِ - قهرنا بِنَهْجٍ رَدِّتْ عِلْمًا لِمَصْحُوحٍ دَلِيلًا زِلْمًا مِثْلَ حِجَّةٍ بِاتِطْوِيلٍ رَدِّتْ عِلْمًا لِمَصْحُوحٍ دَلِيلًا قَهْرًا نَالًا لِمَسْتَعْتَبًا قَهْرًا نَالًا لِمَسْتَعْتَبًا قَهْرًا نَالًا لِمَسْتَعْتَبًا</p>	<p>B7/JHS1.3.2.1.3. Demonstrate the skill of using the question-answer relationship strategy to improve the understanding of a text.</p> <p>Exemplars: Give answers to post-reading questions by:</p>	<p>CC8.2: Explain ideas in a clear order with relevant detail using structure speech</p> <p>CP5.6: Demonstrate a thorough understanding of a generalised concept and facts specific to task or situation, problem solving and Personal development.</p> <p>CC8.2: Explain ideas in a clear order with relevant detail using structure speech</p> <p>CP5.6: Demonstrate a thorough</p>

	<ul style="list-style-type: none"> - Providing textually explicit responses (words that were directly stated in the text). - Providing textually implicit responses (words that are implied in the text), or words entirely from the learner's own background knowledge. <p style="text-align: center;">: لكاذو، عوا لخوا صا لانا نع قلا سبأ لع درلا عورثانا صا لانا بد هس و صم سار باعو شمالئى عملاش اب ائرب و زائددر يذوقه - مراع عمال صلا با عورثانا فورثانا من سار باعو شمالئى عملاش</p>	<p>understanding of a generalised concept and facts specific to task or situation.</p>
--	--	--

NACCA

NATIONAL COUNCIL FOR
CURRICULUM & ASSESSMENT


NOT FOR SALE
BUT FOR TRAINING PURPOSES

STRAND: B7/JHS1.3 Reading
SUB-STRAND: B7/JHS1.3.3 Integrated Grammar

Content Standard	Indicators and Exemplars	Core Competencies
<p>B7/JHS1.3.3.1 Learner reads Good Arabic: Grammar Unit: Names of people, Animals, places, things, etc. (Nouns & Pronouns)</p>	<p>B7/JHS1.3.3.1.1. Demonstrate comprehension skills after reading passages about immediate environment like home, school, playground, etc.</p> <p>Exemplars: Read a given text and extract the following nouns from it:</p> <ul style="list-style-type: none"> - Words that denote people. Eg. Man, woman, boy, girl, Musah, Kofi. - Words that denote animals, birds, insects, etc. eg. cow, parrot, mosquito. - Words that denote items, eg. table, chair, shirt, skirt, radio, hand, head. <p>لغ... شعوبك يروم ، متد ، طو ، مآمر ليجر ، لم ، فاس ، نال ، لغ شعوبك ما هتو عوا لغ شعوبك قر نال ، مثل ، شاع ، شرح و رويا طو لغوي با لغ شعوبك ما شعوبك نال و ديوار لو صلح و عوا عوا طو : مثل ، بالاش لغ شعوبك ما</p>	<p>Communication and Collaboration (CC), Cultural Identity and Global citizenship (CG), Critical thinking and Problem solving (CP)</p> <p>CC7.1: Identify words or sentences in context appropriately</p> <p>CP5.6: Demonstrate a thorough understanding of a generalised concept and facts specific to task or situation</p>
<p>B7/JHS1.3.3.1.2. Demonstrate ability to recognise abstract nouns in short passages about home, school and playground.</p> <p>Exemplars: Read a given text and extract the following nouns from it:</p> <ul style="list-style-type: none"> - Words that denote emotion. Eg. Anxiety, fear, pleasure, stress, sympathy. - Words that denotea feeling such as anger, hate, joy, grief, sorrow. - Words that denotea quality, eg. Courage, patience, determination, generosity, honesty. 	<p>CP5.6: Demonstrate a thorough understanding of a generalised concept and facts specific to task or situation</p> <p>CC8.3 Apply appropriate diction and structure sentences correctly for narrative, persuasive,</p>	<p>CP5.6: Demonstrate a thorough understanding of a generalised concept and facts specific to task or situation</p> <p>CC8.3 Apply appropriate diction and structure sentences correctly for narrative, persuasive,</p>

	<p>بظهوره كجوخ هي اذنا لدم ترهش لا علاج غ: لدم من اسرح لنا علاج لنا... سح... ح... شديظ نرحي س أو ضي قران و مبط لوع نرحي لا: لدم قصصنا علاج علاج فدا ام</p> <p>B8/JHS2.3.3.1.3. Recognise and understand the description of the characters and objects represented in a written text.</p> <p>Exemplars:</p> <p>Identify the following features of an adjective from any text read in class.</p> <p>Definite/Indefinite Gender: Masculine/Feminine Number: Singular/Dual/Plural</p>	<p>imaginative and expository purposes</p> <p>CC8.2: Explain ideas in a clear order with relevant detail, using structure speech</p> <p>CP5.6: Demonstrate a thorough understanding of a generalised concept and facts specific to task or situation</p>
	<p>B7/JHS1.3.3.1.4. Show ability to recognise and demonstrate comprehension of pronouns in short passages on sanitation and health,</p> <p>Exemplars: Read a given text and extract from it the following pronouns:</p> <p>من يم هما هي يو آذنا آدم آذنا آذنا آذنا آذنا آذنا</p> <p>B7/JHS1.3.3.1.5 Show ability to recognise and demonstrate comprehension of pronouns in short passages on sanitation and health,</p> <p>Exemplars: Read a given text and extract the following interrogative Pronouns:</p> <p>من؟ ماذا؟ مينا؟ ذرا؟ لآذنا؟ نا؟</p> <p>Who? Which? When? Whose? How?</p>	<p>CC8.2: Explain ideas in a clear order with relevant detail, using structure speech</p> <p>CP6.3: Identify important and appropriate alternatives</p> <p>CC8.2: Explain ideas in a clear order with relevant detail, using structure speech</p> <p>CP5.6: Demonstrate a thorough understanding of a generalised concept and facts specific to task or situation</p>

STRAND: B7/JHS1.4 Writing
SUB-STRAND: B7/JHS1.4.1 Handwriting and Calligraphy (Al-Khatt)

Content Standard	Indicator and Exemplars	Core Competencies
<p>B7/JHS1.4.1.1 Learner demonstrates knowledge of the various shapes of Arabic letters in a script.</p>	<p>B7/JHS1.4.1.1.1 Demonstrate competence and skills in writing the Arabic alphabet in their various forms at the initial, medial and final position in connected form.</p> <p>1. Write the following letters separately; afterwards indicate their positions in the word.</p> <p style="text-align: center;"> آخر اللامة وسط اللامة أولى اللامة </p> <p style="text-align: center;">  </p>	<p>Communication and Collaboration (CC), Cultural identity and Global citizenship (CG), Critical thinking and Problem solving (CP)</p>

NATIONAL COUNCIL FOR
CURRICULUM & ASSESSMENT

NOT FOR SALE
BUT FOR TRAINING PURPOSES

	<p>کے خلفہ ط ڈ دج ڈ رہلہ کی س ل ل نک شہ ط مک ص ص گ ط</p> <p>کے ذخ ک ح ڈ سورہ کی ل ل ط ک ص ل ط ب</p> <p>کے رہلہ د ر س س ش ش ص ص ط ط</p>	<p>کے رہلہ د د ر ر س س ش ش ص ص ط ط</p> <p>کے رہلہ د د ر ر س س ش ش ص ص ط ط</p> <p>کے رہلہ د د ر ر س س ش ش ص ص ط ط</p>
<p>1. Join given letters to the long vowels (ی -</p>	<p>و -) (مائیکرو)</p> <p>Long ا م - ز اور = مائیکرو</p> <p>Long و غور = غور</p> <p>Long ی ر = ی = مائیکرو</p>	<p>کے رہلہ د د ر ر س س ش ش ص ص ط ط</p> <p>کے رہلہ د د ر ر س س ش ش ص ص ط ط</p> <p>کے رہلہ د د ر ر س س ش ش ص ص ط ط</p>

	<p>B7/JHS1.4.1.1.2 Demonstrate knowledge and skills in copying words previously read in class with appropriate combinations of letters, and their appropriate positioning and diacritics.</p> <p>1. Join the following letters to produce a complete sentence.</p> <p>ف ي ح ق ي ب ت ي ق ل م و ي ا ت ا ب ف ي ح خ ي ي ت ي ن ي ث ي ج و ي ا ت ا ب ك ب ي د ج ا ح س ج د ش ج د ج ا ح س ج د ش ج</p> <p>2. Trace and copy the following.</p>	<p>CC8.2: Explain ideas in a clear order with relevant detail, using structure speech</p>
<p>B7/JHS1.4.1.2 Learner shows ability and skill in artistic writing (Khatt ul-Nuskha) of Arabic words.</p>	<p>B7/JHS1.4.1.2.1. Demonstrate understanding of various writing styles, forms and names of the various word formats.</p> <p>1. Break the following sentences into their separate letter constituents.</p> <p>1) (د ه ب ز ي ا د ا ل ي ا ل م ك ت ب ة و ا ح د ك ت ا ب ا 2) (ق ل ا ع و ذ ي ر ب ا ل ف ل ق م ن ش ر و ا ح ا ل ق</p>	<p>CC8.2: Explain ideas in a clear order with relevant detail, using structure speech</p>

STRAND: B7/JHS1.4 Writing
SUB-STRAND: B7/JHS1.4.2 Composition

Content Standard	Indicators and Exemplars	Core Competencies
<p>B7/JHS1.4.2.1 Learner demonstrates knowledge of applicable rules on writing lexical units and those of syntactic structure.</p>	<p>B7/JHS1.4.2.1.1. Recognise and use punctuation marks, accents, symbols, tanwin, shadda, madda and the short vowel signs.</p> <p>Exemplars:</p> <p>Place the following punctuations in a given raw text to show how an Arabic sentence is constructed and how it should be read.</p> <p style="text-align: center;">! : ، ، نا عقلمة الذعجب : اقطان ، رظفة لمة عقلمة السفلك ؟ ؛ الرفاعة الاقطة</p>	<p>Communication and Collaboration (CC), Critical thinking and Problem solving (CP)</p> <p>CC8.2: Explain ideas in a clear order with relevant detail, using structure speech</p> <p>CP5.6: Demonstrate a thorough understanding of a generalised concept and facts specific to task or situation</p>
<p>B7/JHS1.4.2.1.2. Demonstrate knowledge and understanding of the spellings of all the letters of the Arabic alphabet in familiar words and phrases already dealt with.</p> <p>Exemplars:</p> <p>Pronounce and identify familiar words and deconstruct the underlined nouns in the following sentences:</p> <p style="text-align: center;">طعمه عقلمة الذعجب : عقلمة الذعجب : عقلمة الذعجب : عقلمة الذعجب عقلمة الذعجب : عقلمة الذعجب : عقلمة الذعجب : عقلمة الذعجب</p>	<p>B7/JHS1.4.2.1.2. Demonstrate knowledge and understanding of the spellings of all the letters of the Arabic alphabet in familiar words and phrases already dealt with.</p> <p>Exemplars:</p> <p>Pronounce and identify familiar words and deconstruct the underlined nouns in the following sentences:</p> <p style="text-align: center;">طعمه عقلمة الذعجب : عقلمة الذعجب : عقلمة الذعجب : عقلمة الذعجب عقلمة الذعجب : عقلمة الذعجب : عقلمة الذعجب : عقلمة الذعجب</p>	<p>CC8.2: Explain ideas in a clear order with relevant detail, using structure speech</p> <p>CP.5.6 Demonstrate a thorough understanding of a generalised concept and facts specific to task or situation</p>

	<p>B7/JHS1.4.2.1.3. Demonstrate the ability to fill in appropriate words to complete grammatically correct short phrases or sentences.</p> <p>Exemplars:</p> <p>Fill in the blank spaces with the appropriate words:</p> <p> ١. نَحْنُ نَحْمَدُكَ يَا رَبِّهِمْ يَا رَبِّهِمْ يَا رَبِّهِمْ يَا رَبِّهِمْ يَا رَبِّهِمْ ٢. نَحْنُ نَحْمَدُكَ يَا رَبِّهِمْ يَا رَبِّهِمْ يَا رَبِّهِمْ يَا رَبِّهِمْ يَا رَبِّهِمْ ٣. نَحْنُ نَحْمَدُكَ يَا رَبِّهِمْ يَا رَبِّهِمْ يَا رَبِّهِمْ يَا رَبِّهِمْ يَا رَبِّهِمْ ٤. نَحْنُ نَحْمَدُكَ يَا رَبِّهِمْ يَا رَبِّهِمْ يَا رَبِّهِمْ يَا رَبِّهِمْ يَا رَبِّهِمْ ٥. نَحْنُ نَحْمَدُكَ يَا رَبِّهِمْ يَا رَبِّهِمْ يَا رَبِّهِمْ يَا رَبِّهِمْ يَا رَبِّهِمْ </p>	<p>CC7.1: Identify words or sentences in context appropriately</p> <p>CP.5.6: Demonstrate a thorough understanding of a generalised concept and facts specific to task or situation</p>										
<p>B7/JHS1.4.2.2 Learner, produces written text to convey information and feelings related to recent experiences and everyday activities.</p>	<p>B7/JHS1.4.2.1.4. Demonstrate ability to form own phrases leading to construction of a simple syntactic structure.</p> <p>Exemplars:</p> <p>Fill in blank spaces about your class using the given words:</p> <p> ١. نَحْنُ نَحْمَدُكَ يَا رَبِّهِمْ يَا رَبِّهِمْ يَا رَبِّهِمْ يَا رَبِّهِمْ يَا رَبِّهِمْ ٢. نَحْنُ نَحْمَدُكَ يَا رَبِّهِمْ يَا رَبِّهِمْ يَا رَبِّهِمْ يَا رَبِّهِمْ يَا رَبِّهِمْ ٣. نَحْنُ نَحْمَدُكَ يَا رَبِّهِمْ يَا رَبِّهِمْ يَا رَبِّهِمْ يَا رَبِّهِمْ يَا رَبِّهِمْ ٤. نَحْنُ نَحْمَدُكَ يَا رَبِّهِمْ يَا رَبِّهِمْ يَا رَبِّهِمْ يَا رَبِّهِمْ يَا رَبِّهِمْ ٥. نَحْنُ نَحْمَدُكَ يَا رَبِّهِمْ يَا رَبِّهِمْ يَا رَبِّهِمْ يَا رَبِّهِمْ يَا رَبِّهِمْ </p> <p>B7/JHS1.4.2.2.1. Show ability to write basic expressions individually, using the linguistic input and vocabulary acquired from lessons about everyday activities.</p> <p>Exemplars:</p> <p>1. Write ten sentences about yourself using the following particulars:</p> <table border="1" data-bbox="1098 730 1305 1637"> <tr> <td>عمر</td> <td>اسم:</td> </tr> <tr> <td>ألب اسم</td> <td>تيل اسم</td> </tr> <tr> <td>مدرسة</td> <td>أقامة مكاف</td> </tr> <tr> <td>أصدقاء</td> <td>الأصف</td> </tr> <tr> <td>قيلام</td> <td>قارو</td> </tr> </table>	عمر	اسم:	ألب اسم	تيل اسم	مدرسة	أقامة مكاف	أصدقاء	الأصف	قيلام	قارو	<p>CC7.1: Identify words or sentences in context appropriately</p> <p>CP.5.6: Demonstrate a thorough understanding of a generalised concept and facts specific to task or situation</p> <p>Communication and Collaboration (CC), Critical thinking and Problem solving (CP)</p>
عمر	اسم:											
ألب اسم	تيل اسم											
مدرسة	أقامة مكاف											
أصدقاء	الأصف											
قيلام	قارو											

	<p>2. Write about your daily routine using a given template:</p> <table border="1" data-bbox="288 663 576 1323"> <tr><td>..... سوال من طئي باس</td></tr> <tr><td>..... شالانسأ ف أنظ</td></tr> <tr><td>..... أسرح م</td></tr> <tr><td>..... ر طوشار وشار ونا</td></tr> <tr><td>..... قهر لانداعيز سبال</td></tr> <tr><td>..... نلا الوماش لى أنظ ف</td></tr> <tr><td>..... أغانر باع</td></tr> </table> <p>B7/JHS1.4.2.2.2. Demonstrate ability to provide correct answers to questions from simple comprehension texts with familiar vocabulary.</p> <p>Exemplars:</p> <p>Give answers to post-reading questions by Providing textually explicit meanings from your own constructed sentences.</p> سوال من طئي باس شالانسأ ف أنظ أسرح م ر طوشار وشار ونا قهر لانداعيز سبال نلا الوماش لى أنظ ف أغانر باع	<p>CC8.2: Explain ideas in a clear order with relevant detail, using a given structure.</p> <p>CC8.4: Anticipate different responses from the audience and plan for them</p> <p>CP.5.6: Demonstrate a thorough understanding of a generalised concept and facts specific to task or situation</p>
..... سوال من طئي باس									
..... شالانسأ ف أنظ									
..... أسرح م									
..... ر طوشار وشار ونا									
..... قهر لانداعيز سبال									
..... نلا الوماش لى أنظ ف									
..... أغانر باع									

NOT FOR SALE
BUT FOR TRAINING PURPOSES

STRAND: B7/JHS1.4 WRITING
SUB-STRAND: B7/JHS1.4.3 Creative Writing

Content Standard	Indicators and Exemplars	Core Competencies
<p>B7/JHS1.4.3.1 Learner demonstrates ability to reorganise/organise information in order to put together a coherent writing.</p>	<p>B7/JHS1.4.3.1.1. Demonstrate creative writing skills by Summarizing a simple narrative text in a clear, organized manner.</p> <p>Exemplars:</p> <ol style="list-style-type: none"> 1. Write a summary of a given text in a given number of words using the author’s words, with correct grammar, punctuation, and spelling. 	<p>Communication and Collaboration (CC), Cultural identity and Global citizenship (CG), Critical thinking and Problem solving (CP)</p>



NaCCA

NATIONAL COUNCIL FOR

CURRICULUM & ASSESSMENT

Basic 8

**NOT FOR SALE
BUT FOR TRAINING PURPOSES**

STRAND: B8/JHS2.1 Listening
SUB-STRAND: B8/JHS2.1.1 Phonics of Arabic Language

Content Standard	Indicators and Exemplars	Subject Specific Practices and Core Competencies
<p>B8/JHS2.1.1.1. Learner demonstrates understanding of all the five possible verb forms (الشيء, Al-awzaan) and their sound patterns.</p>	<p>B8/JHS2.1.1.1.1. Demonstrate understanding of the phonemic changes of the simple verb patterns.</p> <p>Exemplars:</p> <p>1. Identify the additional letter to the trilateral Arabic root (ك ت ب) (and the sound effect of form 2, 3, 4:</p> <div style="display: flex; justify-content: space-around; align-items: center; margin-top: 10px;"> <div style="text-align: center;">أوضح</div> <div style="text-align: center;">أدرك</div> <div style="text-align: center;">ألصق</div> </div> <div style="display: flex; justify-content: space-around; align-items: center; margin-top: 10px;"> <div style="text-align: center;">درب - - خرج - - ابرق</div> <div style="text-align: center;">كاتب - - حارب</div> <div style="text-align: center;">كفاح لي قناع لي ناح لي</div> </div>	<p>Communication and Collaboration (CC), Critical thinking and Problem solving (CP)</p> <p>CC7.1: Identify words or sentences in context appropriately</p>
<p>B8/JHS2.1.1.1.2 Demonstrate understanding of the semi-complex verb forms (الشيء, Al-awzaan) and their sound patterns.</p> <p>Exemplars:</p> <p>1. Identify the additional letters and the changes to the trilateral Arabic root (بكل) and its sound effects.</p>	<p>B8/JHS2.1.1.1.2 Demonstrate understanding of the semi-complex verb forms (الشيء, Al-awzaan) and their sound patterns.</p> <p>Exemplars:</p> <p>1. Identify the additional letters and the changes to the trilateral Arabic root (بكل) and its sound effects.</p> <div style="display: flex; justify-content: space-around; align-items: center; margin-top: 10px;"> <div style="text-align: center;">تدعى</div> <div style="text-align: center;">تدعى</div> <div style="text-align: center;">تدعى</div> </div> <div style="display: flex; justify-content: space-around; align-items: center; margin-top: 10px;"> <div style="text-align: center;">المنادى</div> <div style="text-align: center;">المنادى</div> <div style="text-align: center;">المنادى</div> </div> <div style="display: flex; justify-content: space-around; align-items: center; margin-top: 10px;"> <div style="text-align: center;">نار</div> <div style="text-align: center;">نار</div> <div style="text-align: center;">نار</div> </div>	

<p>B8/JHS2.1.1.2 Learner demonstrates knowledge of emersion of „L“ sound in Arabic.</p>	<p>B8/JHS2.1.1.2.1. Identify the phonemic changes of (ث) before any given consonant. (اخروج الشمس مشرقة والدمرة.) Exemplars: In which of the following words is (ث) sound audible as an indicator of the preceding sun or moon letters? الذمير اللغيم اللغات الخوج المامد الابل الامله اللمر الشمس التات الدجل الذئاب الدار الراسن البمر</p>	<p>Communication and Collaboration (CC), Critical thinking and Problem solving (CP)</p> <p>CC7.1: Identify words or sentences in context appropriately</p>
<p>B8/JHS2.1.1.2.2. Identify the intonation and style of texts read in class such as prose or poetry. Exemplars: Identify intonations and rhythms of different genres (Teacher provides two texts with different levels of style and complexity).</p>	<p>B8/JHS2.1.1.2.2. Identify the intonation and style of texts read in class such as prose or poetry. Exemplars: Identify intonations and rhythms of different genres (Teacher provides two texts with different levels of style and complexity).</p>	<p>CC7.1: Identify words or sentences in context appropriately, presenting.</p> <p>CC7.4: Identify underlying themes, implications and issues when listening</p>
<p>B8/JHS2.1.1.2.3. Demonstrate listening skills through dictation of simple Arabic sounds patterns. Exemplars: Write out sentences from a read text in a dictation.</p>	<p>B8/JHS2.1.1.2.3. Demonstrate listening skills through dictation of simple Arabic sounds patterns. Exemplars: Write out sentences from a read text in a dictation.</p>	<p>CC7.1: Identify words or sentences in context appropriately</p> <p>CI6.1: Exhibit strong memory, intuitive thinking and respond appropriately</p>

	<p>Exemplars:</p> <ol style="list-style-type: none"> 1. Identify names of fruits from an audio material or a reading in class, and reproduce them. قصر اطا قه لكان و ل ج ا م ر ص ن خ ر س ا ا ا ا ذ ر ا ل ا ن ز ب ا ل ا ك خ ن ط ص ن خ ر س ا ا ا ا 2. Identify names of vegetable from an audio material or a reading in class. ر ا ح ل ف ا ن ا ك ذ ن ب ا ن ا ق ط ا س ز ف ح ا ر ا ب ا ح د ر و س م و ط ا و م ج ص ا ا ل ص ا <p>B8/JHS2.1.2.1.4 Produce names of different types of clothes from a text read in class. For eg. shirt, shorts, sweater, skirt, blouse and jacket.</p> <p>Exemplars: Identify names of clothes from an audio source. م ع ط ف ن ب ث ب ر ا ل ن ظ ا ل و ل ن ا ل و رة ل م ن ص</p>	<p>when listening</p> <p>CC7.1: Identify words or sentences in context appropriately</p>
<p>B8/JHS2.1.2.2 Learner demonstrates ability to respond to discourses from acquaintances and others.</p>	<p>B8/JHS2.1.2.2.1. Show ability to respond to questions about parents and their professions and those of others.</p> <p>Exemplars:</p> <ol style="list-style-type: none"> 1- Give response to questions about parents' professions: م ه ا د س ث ا ن ص ي ط ب ا ب ز ا م ر ب ا ط ا ل ي ع س ك ا ر ي ش ر ا ط ي م ا م ح د ا ا ب ا ي ا (Civil Servant) ا ل و ط ف ا ج ا م ر ي 2- Give response to questions about other professions ن ا ب اة ا د ج اة م ح ن سة ز ا م ية م ا م ح د ا ا م ك ؟ ا ل و ط ف ا ج ا م ر اة (Profession) 	<p>CC7.1: Identify words or sentences in context appropriately</p> <p>CC7.3: Provide feedback in areas of ideas, organisation, voice, word choice and sentence fluency in communication</p>

	<p>1- Give response to questions about casual work.</p> <p>عادي عمل سراعي اليريد مزاج الدنى خاد صياد مجازىف مازظرف مهندك؟</p>	
<p>B8/JHS2.1.2.3 Learner indicates understanding of audio (or video) stories by responding to questions on the meanings of key words, phrases and simple sentences from the stories.</p>	<p>B8/JHS2.1.2.3.1. Recognise and name the persons and objects represented in an audio-visual format.</p> <p>Exemplars: Identify names of persons and objects in the story about honesty الصردى لشراء الديع الهمانة اطر كرات الدجارة فوب رجل</p>	<p>CC7.1: Identify words or sentences in context appropriately</p> <p>CC7.4: Identify underlying themes, implications and issues when listening</p>
	<p>B8/JHS2.1.2.3.2. Identify the key words and phrases used in targeted theme(s) of a story read in class in order to demonstrate understanding of the message.</p> <p>Exemplars: State the major ideas and the general message of the story about honesty. مع نارباغ بن قدامنا عورأ لبارباب نهرأ لم غارو شو قوفاً بدى دصرأ</p>	<p>CC7.1: Identify words or sentences in context appropriately,</p> <p>CIS.6: Understand and use analogies and metaphor</p>
	<p>B8/JHS2.1.2.3.3. Predict and connect the main ideas of a story told by the teacher or taken from an audio- visual sources</p> <p>Exemplars: Predict possible connections of the main ideas of a story you read in class.</p>	<p>CC7.1: Identify words or sentences in context appropriately</p> <p>CP.5.6: Demonstrate a thorough understanding of a generalised concept and facts specific to task or situation and</p>

	<p>B8/JHS2.1.2.3.4. Demonstrate listening ability through a class discussion of a story from an audio-visual medium.</p> <p>Exemplars: Discuss lessons from the story and record your participation and contribution.</p>	<p>CC7.4: Identify underlying themes, implications and issues when listening</p> <p>CP5.6: Demonstrate a thorough understanding of a generalised concept and facts specific to task or situation,</p>
<p>B8/JHS2.1.2.4. Learner demonstrates understanding of daily greetings, seasonal greetings and ceremonial wishes.</p>	<p>B8/JHS2.1.2.4.1. Demonstrate communicative skills by engaging in exchanges of greetings and their appropriate responses.</p> <p>Exemplars: Swap roles in providing the appropriate daily greetings or responses</p> <p>Response</p> <p>شكرا وأدت أهوا شكرا</p> <p>Greetings</p> <p>أي نال و مرحبا نصوح غل خان نوصة م عريدة</p>	<p>Communication and Collaboration (CC), Cultural identity and Global citizenship (CG), Critical thinking and Problem solving (CP)</p>

NOT FOR SALE
BUT FOR TRAINING PURPOSES

	<p>تأثيراً عاماً عائلاً لذيلاً مهللاً طياراً في</p> <p>تأثيراً عاماً الشيئة مع دع، مهابداً طياراً</p>	<p>CC7.3: Provide feedback in areas of ideas, organisation, voice, word choice and sentence fluency in communication</p>
<p>B8/JHS2.1.2.4.2. Demonstrate skills in initiating appropriate expressions for courtesies and requests for favours or excuses.</p> <p>Exemplars: Show ability to respond to courtesies as well as asking for favours and excuses.</p> <p>Response ال ايس شكراً، و أدت أفضاً و آن لاذلك عفوئال شكراً على واجب شكراً</p> <p>Courtesies/ favours من نعلك / معذرة أبوابك يوماً طياراً مبتدئاً بوعزتك شكراً البشطاء</p>	<p>CC7.1: Identify words or sentences in context appropriately</p> <p>C15.6: Understand and use analogies and metaphor</p>	<p>CC7.1: Identify words or sentences in context appropriately</p> <p>C15.6: Understand and use analogies and metaphor</p>
<p>B8/JHS2.1.2.4.3. Demonstrate communicative skill by assigning the appropriate expressions for seasonal greetings and well wishes.</p> <p>Exemplars: 1 - Assign the appropriate wishes and expressions to a given occasions:</p> <p>دعهم يفتقروا لهم تدع شكراً لوالس دوعاً لذيلاً لكر لهم ارمع لكر، و تاء شامراً و دمناً ان اللع فلا معاداً شكراً لذيلاً</p>	<p>CC7.1: Identify words or sentences in context appropriately</p> <p>C15.6: Understand and use analogies and metaphor</p>	<p>CC7.1: Identify words or sentences in context appropriately</p> <p>C15.6: Understand and use analogies and metaphor</p>

	<p>B8/JHS2.1.2.4.4. Demonstrate skills in using some cultural gestures that are used on special occasions.</p> <p>Exemplars:</p> <p>Identify when to use the following culturally specific gestures:</p> <p>إهداء ملا اى حراف، اى انا ماشاء ملا باراف ملا</p>	<p>CC7.1: Identify words or sentences in context appropriately</p> <p>CC8.5: Vary the level of detail and the language use when presenting to make it appropriate to the audience</p>
--	---	---



NATIONAL COUNCIL FOR
CURRICULUM & ASSESSMENT

NOT FOR SALE
BUT FOR TRAINING PURPOSES

<p>B8/JHS2.2.1.2 Learner demonstrates speaking skills through the usage of modelled words, phrases and simple sentence structures regarding immediate relations and the home.</p>		<p>CC9.2: Understand and use interpersonal skills</p>
<p>B8/JHS2.2.1.2.1. Demonstrate ability to use basic vocabulary and phrases to talk about daily routine.</p> <p>Exemplars:</p> <ol style="list-style-type: none"> 1. Use simple vocabulary to talk about your daily activities at home or school. واحيات اللدرسية واجبات اللدرسية اذشطون اللومنية 2. Use simple vocabulary of 50 words to talk about immediate relations. اب قدا - نبا - سا - اب قنوا - م - ع قنوا - ح - قنوا - م - ع قنوا - ح - قنوا - م - ع قنوا - ح - قنوا - م - ع 		<p>CC8.2: Explain ideas in a clear order with relevant detail, using structure speechand</p> <p>CC8.1: Speak clearly and explain ideas. Share a narrative or extended answer while speaking to a group</p>
<p>B8/JHS2.2.1.2.2. Show proficiency in the use of previously learnt phrases and simple sentences in an interactive conversation about school learning activities.</p> <p>Exemplars:</p> <ol style="list-style-type: none"> 1- Use previously learnt phrases and simple sentences to describe learning activities at school. 		<p>CC8.2: Explain ideas in a clear order with relevant detail, using structure speech</p> <p>CC7.1: Identify words or sentences in context</p>

	<p>2- Use previously learnt phrases to describe teaching activities</p> <p>سرد خا انلا ع ام همرا فطروا خا ع ام همرا قتل لعل ا با فداتكنا با انكنا فافتر</p> <p>قربسلا لبع ب ناكلار يونسلا افاح م انا مسر رطاح رش</p> <p>B8/JHS2.2.1.2.3 Incorporate modelled structures to produce ten s one home activity.</p> <p>Exemplars:</p> <p>1- Fill in the following gaps to talk about class activities using different vocabulary and simple sentences.</p> <p>كلام دخول الزعم النص لي ، تا ابل واذا ح ا و زت خرج أجيس ذ النص مع أمسح</p>	<p>appropriately</p> <p>CC7.1: Identify words or sentences in context appropriately</p>
<p>B8/JHS2.2.1.3 Learner shows oral proficiency in the use of modelled text to talk about outdoor activities like sports, games and entertainment.</p>	<p>2- Use the following template with expressions about activities to those already stated.</p> <p>اركب ر طولنا باسرفي والله فوزنا على عصاا من طاتالا دع فمير لندا افلا با لبل - نعلو روط ا ا ادع ا ركب طافيس، يم سوي كل قتلديح ينس عن فو سوم اخي</p> <p>2- Use the following template with expressions about activities to talk about a selected school</p> <p>Exemplars:</p> <p>كاس التبارزة فوف لاندسة الرعب الكرة ارضية التراب</p> <p>الانكب قناده البوق اللبادع موزا بوق مبراة كورفاكده، الالعب</p> <p>ح كع الابرارة مساع ارج الدم ملاحم البوق</p>	<p>Communication and Collaboration (CC), Creativity and Innovation (CI)</p> <p>CC8.1: Speak clearly and explain ideas. Share a narrative or extended answer while speaking to a group</p>

	<p>B8/JHS2.2.1.3.2. Demonstrate competence in using a vocabulary of 50 words to speak about a school excursion or group tour. Exemplars:</p> <p>Give a narration about a group trip using the following words.</p> <p>قاروط بد سام قاربيل ا قلس قرايس بيكر بارشو ساط قوز هانز تاناي با قايحد</p>	<p>CC8.2: Explain ideas in a clear order with relevant detail, using structure speech</p> <p>CI5.2: Ability to merge simple/complex ideas to create novel situation or thing</p>
	<p>B8/JHS2.2.1.3.3. Show proficiency in using previously learnt phrases and simple sentences in an interactive conversation about a family trip to a town or village. Exemplars: With proficiency, discuss a family trip using simple phrases.</p> <p>قاروط بد سام قاربيل ا قلس قرايس بيكر بارشو ساط قوز هانز تاناي با قايحد</p>	<p>CC8.2: Explain ideas in a clear order with relevant detail, using structure speech</p> <p>CI5.2: Ability to merge simple/complex ideas to create novel situation or thing</p>
	<p>B8/JHS2.2.1.3.4. Demonstrate creativity in the use of modelled structures to produce ten sentences about a school entertainment. Exemplars: Talk about a school competition using the following vocabulary and phrases:</p> <p>المسابقة المدرسية اذاعي الفانوف</p> <p>البيادان الحرفي المسابقة المدرسية</p> <p>البيادان الحرفي المسابقة المدرسية</p>	<p>CI5.1: Examine alternatives in creating new things</p>
<p>B8/JHS2.2.1.4. Learner demonstrates the ability to express ideas, emotions and personal experiences using frequently used formulaic.</p>	<p>B8/JHS2.2.1.4.1 Demonstrate the ability to engage in personal conversation about likes and dislikes in relation to food. Exemplars:</p>	<p>Communication and Collaboration (CC), Personal Development and Leadership(PL)</p>

<p>CC8.2: Explain ideas in a clear order with relevant detail, using structure speech</p> <p>PL5.5: Desire to accept ones“ true self and overcome weakness</p>	<p>1- Talk about foods you like and dislike as the following:</p> <p>١. هاتوا قديم بالوطني شمال بحأ ال تاركان ، لكم اس عم فطان سولو زروا بحأ</p> <p>2- Talk about sport and games you like and dislike</p> <p>٢. اصاا و فطان ناا بحأ ال تاركان ، قح بلال و ساناة كرو سديقانة كروب حأ</p> <p>3- Talk about the hobbies you like and dislike</p> <p>٣. قهس بلوو سلأا ادي شام بحأ ال كرا قراالبا و ققرار بحأ</p>	
<p>CC9.2: Understand and use interpersonal skills</p> <p>CI5.2: Ability to merge simple/complex ideas to create novel situation or thing</p>	<p>B8/JHS2.2.1.4.2. Show proficiency in initiating, maintaining and closing conversations about familiar topics using cultural symbols and practices.</p> <p>Exemplars: Use the following formulaic expressions to engage in a conversation:</p> <p>..... السلب عيلا م وضع ملا أل س يوي لياك بوصة مس عايبة أرافي قويا أجل القاء ، مع السلامة</p>	
<p>CC8.2: Explain ideas in a clear order with relevant detail, using structure speech</p> <p>PL5.5: Desire to accept ones“</p>	<p>B8/JHS2.2.1.4.3. Show competence in using memorise vocabulary to describe feelings and emotions about personal achievements or failures.</p> <p>Exemplars:</p> <p>1. Use the following template to express emotions about achievements and failures</p>	

	<p>.....</p> <p>لعبود لع فسمآ ناأ لشهبأ ؤلوه ؤلال نعز ناأ لأاح ؤلا ناأ ؤحأ اء ؤروس ناأ سأء لكأ زؤلال لع ملاءقءر مء</p>	true self and overcome weakness
	<p>B8/JHS2.2.1.4.4 Demonstrate proficiency in communicating ideas and emotions spontaneously using learnt vocabulary.</p> <p>Exemplars: Use words to describe spontaneous emotions</p> <p>رئاس بن مءرم ؤءلك ؤءءل من لوكأ ؤلف؁ بءء مك نعز ؤلال اركأ لءل ؤءءل</p>	<p>CC7.1: Identify words or sentences in context appropriately</p>
<p>B8/JHS2.2.1.5 Learner demonstrates ability to express the ideas, emotions and experiences of others.</p>	<p>B8/JHS2.2.1.5.1. Show the ability to share very basic information about others- their personalities, character and talents.</p> <p>Exemplars: Use a given format to talk about the personalities, character and talents of others</p>	<p>Communication and Collaboration (CC), Critical thinking and Problem solving (CP)</p>
		<p>CC9.1: Demonstrate behaviour and skills of working towards group goals</p>
		<p>CC9.6: Ability to work with all group members to complete a task successfully</p>
	<p>B8/JHS2.2.1.5.2. Demonstrate proficiency by conveying other people's ideas and show agreement or disagreement with those ideas.</p>	<p>CC8.1: Speak clearly and explain ideas. Share a narrative or extended answer while</p>

	<p>Exemplars:</p> <p>Show proficiency in expressing agreement or disagreement with other people’s ideas.</p> <p>مهم دئوخ ئۇنۇب صبر بىد قۇتۇلۇ آل وىتاك - ماركب قىرىلدا نىلار با اطارا روض بىد عوم قىلوم ناأ</p>	<p>speaking to a group</p> <p>CP5.2:Analyse and make distinct judgement about viewpoints expressed in an argument</p>
--	--	--



NATIONAL COUNCIL FOR
CURRICULUM & ASSESSMENT

NOT FOR SALE
BUT FOR TRAINING PURPOSES

STRAND: B8/JHS2.2 Speaking
SUB-STRAND: B8/JHS2.2 Oracy and Aesthetics

Content Standard	Indicators and Exemplars	Core Competencies
<p>B8/JHS2.2.2.1. Learner demonstrates proficiency in oral expression through poetry recitals on Sanitation.</p>	<p>B8/JHS2.2.2.1.1. Show oral communicative skills through poetry recitals.</p> <p>Exemplars: Recite the following poem repeatedly:</p> <p>على وجهه كوكب من كرام يؤيد في فؤاده روح حوي على وطنه وعمره ما يخالو على ما يخالو على ما يخالو على ما يخالو على ما يخالو على ما يخالو على ما يخالو</p>	<p>Communication and Collaboration (CC),</p> <p>CC7.4: Identify underlying themes, implications and issues when listening</p>
	<p>B8/JHS2.2.2.1.2. Demonstrate the strong recall ability through recitation of Arabic proverbs.</p> <p>Exemplars: Quote by heart the following proverbs:</p> <p>العمل المرام بما انقسم المرام الاجاعة اشد الالخ اناغ خات الامور اوسطها الاصحاب شر اهل</p>	<p>CC8.3: Apply appropriate diction and structure sentences correctly for narrative, persuasive, imaginative and expository purposes</p>

STRAND: B8/JHS2.2 Speaking
SUB-STRAND: B8/JHS2.2.3 Grammar

Content Standard	Indicators and Exemplars	Core Competencies														
<p>B8/JHS2.2.3.1 Learner speaks Good Arabic: Grammar Unit: Qualifying words- adjectives (sizes, heights, shapes, colours).</p>	<p>B8/JHS2.2.3.1 .1. Exhibit oral skills in pronouncing nouns and their adjectives as well as different types of colours while applying the relevant grammar rules.</p> <p>Exemplars: Re-arrange by matching the words (adjectives) in column B with those in column A.</p> <table border="1" data-bbox="534 862 893 1500"> <thead> <tr> <th data-bbox="534 1187 582 1500">ب</th> <th data-bbox="534 862 582 1187">أ</th> </tr> </thead> <tbody> <tr> <td data-bbox="582 1187 630 1500">المرزة</td> <td data-bbox="582 862 630 1187">السرهم</td> </tr> <tr> <td data-bbox="630 1187 678 1500">صفت</td> <td data-bbox="630 862 678 1187">السيارة</td> </tr> <tr> <td data-bbox="678 1187 726 1500">السوداء</td> <td data-bbox="678 862 726 1187">البانوع</td> </tr> <tr> <td data-bbox="726 1187 774 1500">سواع</td> <td data-bbox="726 862 774 1187">الذام</td> </tr> <tr> <td data-bbox="774 1187 821 1500">الاباض</td> <td data-bbox="774 862 821 1187">حاسوب</td> </tr> <tr> <td data-bbox="821 1187 893 1500">الانمر</td> <td data-bbox="821 862 893 1187">قطار</td> </tr> </tbody> </table>	ب	أ	المرزة	السرهم	صفت	السيارة	السوداء	البانوع	سواع	الذام	الاباض	حاسوب	الانمر	قطار	<p>Communication and Collaboration (CC), Cultural Identity and Global citizenship (CG), Critical thinking and Problem solving (CP)</p> <p>CC8.2: Explain ideas in a clear order with relevant detail, using structure speech</p>
ب	أ															
المرزة	السرهم															
صفت	السيارة															
السوداء	البانوع															
سواع	الذام															
الاباض	حاسوب															
الانمر	قطار															

B8/JHS2.2.3.1.2. Demonstrate understanding of grammatical rules through speech.

Exemplars:

1. Add suffixes to the masculine nouns in column 1 in order to turn them into dual and plural as in 2 and 3 respectively.

ج	ب	أ
مجمع	مثنى	الاسم
معلمون	معلمان	معلم
مهندسون	مهندسان	مهندس
مضربون	مضربان	مضرب
مسلمون	مسلمانان	مسلم
مدرسون	مدرسان	مدرس

NATIONAL COUNCIL FOR CURRICULUM & ASSESSMENT

2. Add suffixes to the feminine nouns in column 1 in order to turn them into dual and plural as in 2 and 3 respectively.

ب	أ
مثنى	الاسم
ف ناعمان	ف ناعمة
ف ناعمتان	ف ناعمات

CP.5.6: Demonstrate a thorough understanding of a generalised concept and facts specific to task or situation

			فانضم	فانضم	فانضم
	تاليف	فانضم	فانضم	فانضم	فانضم
	معلومات	فانضم	فانضم	فانضم	فانضم
	رسائل	فانضم	فانضم	فانضم	فانضم
	شروط	فانضم	فانضم	فانضم	فانضم
	شكا	فانضم	فانضم	فانضم	فانضم

B8/JHS2.2.3.1.3. Identify the adjectives in a piece of text in terms of gender, number and grammatical function.

Exemplars:
State the following features of an adjective from any text read in class.

- Position in a Nominal Phrase
- Gender
- Number
- Function

CC7.1: Identify words or sentences in context appropriately

NATIONAL COUNCIL FOR CURRICULUM & ASSESSMENT

NOT FOR SALE
BUT FOR TRAINING PURPOSES

STRAND: B8/JHS2.3 Reading
SUB-STRAND: B8/JHS2.3.1 Phonological awareness/Oral Reading Fluency

Content Standard	Indicators and Exemplars	Core Competencies
<p>B8/JHS2.3.1 1. Learner demonstrates knowledge of Reading rules of a fully-vowelisedtext of nonfiction.</p>	<p>B8/JHS2.3.1.1.1 1. Identify the difference between two sounds that phonologically appears similar but are phonetically different.</p> <p>Exemplars:</p> <p>2. Read the following words with similar sound permutations.</p> <p style="text-align: center;"> فَبُوصُ بَأَقَامُ مَادُ وَاذَاهُ حُ : حُ/ح - فَبَايَا/اطَاحُ : حُ/ح مَسَاصُ : مَسَاقِصُ اِصْ اِجْ ثَاصُ : ثَمَاصُ وُ دَاوُ : دَوَاوُ اَوَا دَاظُ : ذَاظُ اِظْمَرُ اُرْعُ : اُرْعَاوُ رِجْ حُ/ع : حِجْمُ/رِجْمُ فَيَايُ : فَايَاوُ اَوَاوُ دَاوُ : دَاوُ اِضْوِجُ </p>	<p>Communication and Collaboration (CC), Critical thinking and Problem solving (CP)</p> <p>CP5.6: Demonstrate a thorough understanding of a generalised concept and facts specific to task or situation and</p>
<p>B8/JHS2.3.1.1.2 Demonstrate ability to read words with long vowels and prolonged doubled consonant in <i>shadda</i> words.</p> <p>Exemplars:</p> <p>1. Read the words with long vowels and then those with diphthong.</p> <p>3. Demonstrate the right articulation of the prolonged doubled consonant in <i>shadda</i> words.</p>	<p>1. Read the words with long vowels and then those with diphthong.</p> <p>3. Demonstrate the right articulation of the prolonged doubled consonant in <i>shadda</i> words.</p> <p style="text-align: center;"> اَصْوَاعُ اَمْسِوَاعُ اَلْمِصْبَاعُ اَلْمِصْبَاعُ اَلْمِصْبَاعُ اَلْمِصْبَاعُ اَلْمِصْبَاعُ اَلْمِصْبَاعُ اَلْمِصْبَاعُ اَلْمِصْبَاعُ </p>	<p>CC7.1: Identify words or sentences in context appropriately</p>

	<p>B8/JHS2. 3.1.1.3 Demonstrate understanding of the phonemic changes of the simple verb patterns.</p> <p>Exemplars:</p> <p>Identify the additional letter to the triliteral Arabic root (تَكَوَّل) and the sound effect:</p> <p>أَكْبَد - أَكْرَب - أَكْرَم - أَكْرَبْ أَكْرَبْ لِي - أَكْرَبْ لِي أَكْرَبْ لِي - أَكْرَبْ لِي</p>	<p>CP6.5: Ability to select alternative(s) that adequately meet selected criteria</p> <p>CP.5.6: Demonstrate a thorough understanding of a generalised concept and facts specific to task or situation</p>
	<p>B8/JHS2. 3.1.1.4 Demonstrate understanding of the semi-complex verb forms (الأنشأ, al-awzaan) and their sound patterns.</p> <p>Exemplars:</p> <p>Identify the additional letters and the changes to the triliteral Arabic root (دَعَا) and the sound effect:</p> <p>أَسْمَعُ - أَسْمَعِي - أَسْمَعُ - أَسْمَعِي - أَسْمَعُ - أَسْمَعِي أَسْمَعُ - أَسْمَعِي - أَسْمَعُ - أَسْمَعِي</p>	<p>CP5.1 Ability to combine information and ideas from several sources to reach a conclusion</p>



STRAND: B8/JHS2.3 Reading
SUB-STRAND: B8/JHS2.3.2 Reading Comprehension

Content Standard	Indicators and Exemplars	Core Competencies
<p>B8/JHS2.3.2.1 Learner demonstrates knowledge of Reading Comprehension strategies and steps that help to make sense of a text.</p>	<p>B8/JHS2.3.2.1.1. Demonstrate skill in reading written words about sanitation and health. Exemplars:</p> <p>Point out words, phrases and sentences associated with sanitation and those that are associated with health in a given passage.</p> <p>نعمطس ناطاب نائلس لبحص الـ محلـ نورا اسراك قنطراط صيدباية فوص صوابل حقان مءجوف اسراك صوابل طباب ثوروة السعافى بجى لئ السراك رشح نضم يبد</p>	<p>CC7.1: Identify words or sentences in context appropriately</p>
<p>B8/JHS2.3.2.1 .2 Demonstrate competence in generating main ideas to questions and summary in order to combine information from different segments of a text.</p> <p>Exemplars:</p> <p>Summarize the content of a given text in your own words, and connect the central ideas with the secondary ones.</p>	<p>CP5.2: Analyse and make distinct judgement about viewpoints expressed in an argument</p>	<p>CP5.6: Demonstrate a thorough understanding of a generalised concept and facts specific to task or situation</p>

	<p>B8/JHS2.3.2.1.3. Show the appropriate comprehension strategies to use, demonstrating why, when and how to apply them.</p> <p>Exemplars:</p> <ol style="list-style-type: none"> 1. Draw on prior knowledge or recognizable clues such as illustrations that are embedded in the text in order to make inferences regarding the purpose of the text. 2. Make your contribution in a group discussion about a chosen topic, and explain how it contributes to the general understanding of a text. 	<p>CP5.6: Demonstrate a thorough understanding of a generalised concept and facts specific to task or situation and Reflection and evaluation</p> <p>CP5.9: Identify and explain a confusion, uncertainty or a contradiction surrounding an event</p>
	<p>B8/JHS2.3.2.1.4. Show the ability to use appropriate strategies to gather information from a piece of text about the types of transport and their uses.</p> <p>Exemplars:</p> <p>قوراب ةخجر قر نالس : متعل ابدأ عوراباً رطاقا ةورابا لعا رطاقا ناصراعا ةملل رام با</p>	<p>CP5.6: Demonstrate a thorough understanding of a generalised concept and facts specific to task or situation and Reflection and evaluation</p>
	<p>Provide the following elements from a text you are now reading:</p> <ul style="list-style-type: none"> - Literal meanings of words used in the text - New vocabulary - Retell / summary <p>ص لآ نم ةانابا عاناصراج س مترا ص لآ نم نكي عطر بنا عابا تعمالادل ةود ةلا صح با</p>	<p>CC7.1: Identify words or sentences in context appropriately</p>

<p>B8/JHS2.3.2.1.5. Identify the common text structures of an expository text as an organisation principle to facilitate understanding.</p> <p>Exemplars: Use the following principles to reorganize the passage on environmental pollution.</p>	<p>CP5.6: Demonstrate a thorough understanding of a generalised concept and facts specific to task or situation and</p>
--	--



NATIONAL COUNCIL FOR
CURRICULUM & ASSESSMENT

NOT FOR SALE
BUT FOR TRAINING PURPOSES

	<p>تباين الالوان : قهويًا ، صفريًا ، ورديًا</p> <p>فناظيرنا : تدرجات</p> <p>ضرباً نام : قلوب</p> <p>س : زنباق ، عروس</p> <p>Cause and effect</p> <ul style="list-style-type: none"> - Problem and solution - Compare and contrast - Time order (sequence of events, actions or steps) 	<p>CI6.3: Ability to select the most effective creative tools for work and give reasons for the choice</p>
--	--	---

NaCCA

NATIONAL COUNCIL FOR
CURRICULUM & ASSESSMENT

NOT FOR SALE
BUT FOR TRAINING PURPOSES

TRAND: B8/JHS2.3 Reading
SUB-STRAND: B8/JHS2.3.3 Grammar

Content Standard	Indicators and Exemplars	Core Competencies
<p>B8/JHS2.3.3.1 Learner reads Good Arabic: Grammar Unit: Qualifying words- adjectives (sizes, heights, shapes, colours).</p>	<p>B8/JHS2.3.3.1 .1. Demonstrate the ability to match nouns adjectives of colours. to their Exemplars:</p> <p>Re-arrange the words (adjectives) in column ب to match those in column ا to complete Noun/Adjective agreement in number and gender.</p> <div style="display: flex; justify-content: space-around; align-items: center;"> <div style="text-align: center;"> <p>ب</p> <p>قَدْرًا رُتًا قَدْرًا قَدْرًا رُتًا رُتًا</p> </div> <div style="text-align: center;"> <p>ا</p> <p>الاسم جاءة قائمة رجولي قائمة كلب</p> </div> </div>	<p>Communication and Collaboration (CC), Cultural identity and Problem solving (CP)</p> <p>CC7.1: Identify words or sentences in context appropriately</p>
<p>B8/JHS2.3.3.1.2. Demonstrate understanding of grammatical rules by reading out a selected text with fluency, identifying the relationship between words and their qualifying adjectives.</p> <p>Exemplars:</p> <p>Add suffixes to masculine nouns in column ا in order to turn them into dual and plural forms as in ب and ج respectively.</p>	<p>ا</p> <p>ب</p> <p>ج</p> <div style="display: flex; justify-content: space-around; align-items: center;"> <div style="text-align: center;"> <p>مختلج مختلجون مختلجون</p> </div> <div style="text-align: center;"> <p>مشتين مشتان مشتان</p> </div> <div style="text-align: center;"> <p>اسم اسماء اسماء</p> </div> </div>	<p>CPS.1 Ability to combine information and ideas from several sources to reach a conclusion</p>

	<p>أضف صيغ الفاعل في العمود الثاني من أجل تحويلها إلى صيغ المثنى والمجوع على التوالي على التوالي.</p>	<p>أضف صيغ الفاعل في العمود الثاني من أجل تحويلها إلى صيغ المثنى والمجوع على التوالي على التوالي.</p>
<p>معلمون مدرسون معلمات مدرسات معلمين</p>	<p>فان معلم مدرسة معلمين مدرسات معلمة مدرسة</p>	<p>فان معلم مدرسة معلمين مدرسات معلمة مدرسة</p>
<p>طياران جنارون طيارين جنارين</p>	<p>فان طيار جنار طيارين جنارين طيارين جنارين</p>	<p>فان طيار جنار طيارين جنارين طيارين جنارين</p>
<p>معلمون مدرسون معلمات مدرسات معلمين</p>	<p>فان معلم مدرسة معلمين مدرسات معلمة مدرسة</p>	<p>فان معلم مدرسة معلمين مدرسات معلمة مدرسة</p>

STRAND: B8/JHS2.3 Reading
SUB-STRAND: B8/JHS2.3.4 Critical Reading

Content Standard	Indicators and Exemplars	Core Competencies
<p>B8/JHS2.3.4.1 Learner demonstrates the skill of evaluating text through critical reading.</p>	<p>B8/JHS2.3.4.1.1. Show ability to make good sense of a text by pulling information from different segments of the text.</p> <p>Exemplars: State for which of the following reasons the text was written, and identify how they were presented in the text:</p> <ul style="list-style-type: none"> - To inform the reader about some topic they feel is important. - To raise an awareness or educate. - To challenge an idea or debunk an argument. 	<p>Communication and Collaboration (CC), Critical thinking and Problem solving (CP)</p> <p>CP5.2: Analyse and make distinct judgement about viewpoints expressed in an argument</p>
	<p>B8/JHS2.3.4.1.2. Demonstrate the ability to elicit information from the text in order to extract lessons or conclusions.</p> <p>Exemplars: Identify the steps and arrangement of events leading to the conclusion made in the text. Tell if the events that feed into the conclusion are:</p> <p style="margin-left: 20px;">Chronological Logical Realistic Relevant</p>	<p>CP5.6: Demonstrate a thorough understanding of a generalised concept and facts specific to task or situation</p> <p>CP5.1 Ability to combine information and ideas from several sources to reach a conclusion</p>
	<p>B8/JHS2.3.4.1.3. Demonstrate analytical skill in identifying patterns in a given text.</p> <p>Exemplars: Identify the words used in the text that are meant to achieve the following:</p> <ul style="list-style-type: none"> - Persuasion (appeals to emotion, reason, authority, etc.). - Exposition (e.g. definition, explanation, description, narration, elaboration, argumentation, evaluation) 	<p>CP5.9: Identify and explain a confusion, uncertainty or a contradiction surrounding an event</p>

	<p>B8/JHS2.3.4.1.4. Demonstrate interpretive skills by explaining patterns in a given text.</p> <p>Exemplars:</p> <p>Group the sentences according to the ideas they express:</p> <ul style="list-style-type: none"> - Which of the sentences explicitly mention the ideas, and why? - Which of the sentences implicitly refer to the idea, and why? 	<p>CC8.2: Explain ideas in a clear order with relevant detail, using structure speech</p>
<p>B8/JHS2.3.4.2. Learner identifies cultural and historical elements in reading text.</p>	<p>B8/JHS2.3.4.2.1. Demonstrate recognition of Arabian cultural practices in reading passages.</p> <p>Exemplars:</p> <p>Identify beliefs, customs, and everyday life activities associated with Arabs.</p> <p style="text-align: right;">فيس باسرو في حياج اب عرب اناج</p> <ul style="list-style-type: none"> - Manifestation of their religious practices - Social life – family and relationship - Public life and modernity 	<p>Communication and Collaboration (CC), Cultural identity and Global citizenship (CG), Critical thinking and Problem solving (CP)</p> <p>CG6.4: Exhibit a sense of nationality and global identity</p>
	<p>B8/JHS2.3.4.2.2. Recognize the diversity of cultural practices within Ghanaian society.</p> <p>Exemplars:</p> <ol style="list-style-type: none"> 1. Read and analyse the following topics: 	<p>CG5.3: Develop and express respect, recognition and appreciation of others' culture</p>

	<p> Damba Festival Homowo Yam Festival Akwasidae 2. Provide 100 vocabulary associated with special Ghanaian social occasions such as: Outdooring Weddings Traditional festivals Religious celebrations B8/JHS2.3.4.2. 3. Recognise the similarities between Arabian and Ghanaian cultures. </p>	
<p> Exemplars: Compare beliefs, customs, and everyday life activities associated with Arabian and Ghanaian values such as: - Importance of family - Respect for the elderly - Honour for traditional rulers - Hospitality: food sharing and accommodation </p>	<p> Damba Festival Homowo Yam Festival Akwasidae Outdooring Weddings Traditional festivals Religious celebrations B8/JHS2.3.4.2. 3. Recognise the similarities between Arabian and Ghanaian cultures. Exemplars: Compare beliefs, customs, and everyday life activities associated with Arabian and Ghanaian values such as: - Importance of family - Respect for the elderly - Honour for traditional rulers - Hospitality: food sharing and accommodation </p>	<p> GC16.1: Exhibit strong memory, intuitive thinking and respond appropriately </p>

STRAND: B8/JHS2.4 Writing
SUB-STRAND: B8/JHS2.4.1 Writing and Calligraphy (Al-Khatt)

Content Standard	Indicators and Exemplars	Core Competencies
<p>B8/JHS2.4.1.1 Learner demonstrates ability to write various Arabic fonts.</p>	<p>B8/JHS2.4.1.1.1. Identify the types of Arabic fonts found in different written texts.</p> <ol style="list-style-type: none"> 1. State the most significant types of Arabic writings such as the An-Naskh, Ar-Ruq‘a and Al-Kufi fonts. 2. Compare and copy given Arabic letters in their different font forms (Nuskha and Ruq‘a). 	<p>Communication and Collaboration (CC), Cultural Identity and Global citizenship (CG), Critical thinking and Problem solving (CP)</p>

NACCA

NATIONAL COUNCIL FOR
CURRICULUM & ASSESSMENT

NOT FOR SALE
BUT FOR TRAINING PURPOSES

CP5.6: Demonstrate a thorough understanding of a generalised concept and facts specific to task or situation

ت	ت	ت	ت	ت	ت	ت
ت	ت	ت	ت	ت	ت	ت



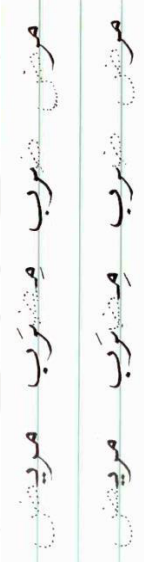

3. Copy the following in the different fonts indicated (Nuskha, Ruq-a, Kufi).

بِسْمِ اللَّهِ الرَّحْمَنِ الرَّحِيمِ

بِسْمِ اللَّهِ الرَّحْمَنِ الرَّحِيمِ

بِسْمِ اللَّهِ الرَّحْمَنِ الرَّحِيمِ

عَلَيْهِ تَوَكَّلْتُ وَإِلَيْهِ أُنِيبُ

	<p>B8/JHS2.4.1.1.2. Demonstrate knowledge and understanding of the difference among handwritten and printed texts, of letters and numbers, and ways of dealing with each.</p> <p>Exemplars</p> <p>1. Show which of the following texts are handwritten and which are printed:</p>  <p>2. Copy the following sentences and compare the printed texts with the one you have written with your hand.</p> <p>الطَّلَاعُ وَالنَّظِيفُ يَحْفَظُ الصَّحَّةَ _____</p> <p>_____</p> <p>ولسوف يعطيك ربك فترضى _____</p> <p>_____</p>	<p>CPS.1 Ability to combine information and ideas from several sources to reach a conclusion</p>
<p>B8/JHS2.4.1.1.3. Show competence in writing the diacritics in their various forms in a handwritten script.</p> <p>Exemplars</p> <p>1. Emulate the following text accurately:</p>		<p>CC8.2: Explain ideas in a clear order with relevant detail using structure speech</p>

STRAND: B8/JHS2.4 Writing
SUB-STRAND: B8/JHS2.4.2 Composition

Content Standard	Indicators and Exemplars	Core Competencies
<p>B8/JHS2.4.2.1 Learner demonstrates knowledge of spelling patterns and conventions of syntax with their corresponding meanings.</p>	<p>B8/JHS2.4.2.1.1. Demonstrate ability to respond to questions using familiar vocabulary.</p> <p>Exemplars</p> <ol style="list-style-type: none"> Write correct answers using your own words as a post-reading exercise. 	<p>Communication and Collaboration (CC), Critical thinking and Problem solving (CP), Creativity and Innovation (CI)</p> <p>CC8.2: Explain ideas in a clear order with relevant detail using structure speech</p>
	<p>B8/JHS2.4.2.1.2. Show writing skills in reorganising, rearranging jumbled sentences to complete a full text.</p> <ol style="list-style-type: none"> Reorganize chronologically mixed sentences to form meaningful text about your daily routine. Use your own words to fill in the blank spaces in a given passage. 	<p>CC8.2: Explain ideas in a clear order with relevant detail using structure speech</p> <p>CI5.2: Ability to merge simple/complex ideas to create novel situation or thing</p>
	<p>B8/JHS2.4.2.1.3. Show ability to write short messages independently, using appropriate words.</p> <p>Exemplars:</p> <ol style="list-style-type: none"> Use already acquired vocabulary to write a simple text about who you want to become in the future. 	<p>CC8.2: Explain ideas in a clear order with relevant detail using structure speech</p> <p>CC7.1: Identify words or</p>

	<p>2. Write about your daily activities at home in your own words.</p> <p>قوتۇرانا نى غۇشاً</p> <p>B8/JHS2.4.2.1.4. Demonstrate the knowledge and ability to fill in and select appropriate words to complete short phrases or sentences.</p> <p>Exemplars:</p> <ol style="list-style-type: none"> 1. Rearrange given sentences to form complete grammatically correct sentences. 2. Complete the following text about one's love for their country. 3. Use the following given words and phrases to compose an essay about Eid Day or any festive occasion. 	<p>sentences in context appropriately</p> <p>CC7.1: Identify words or sentences in context appropriately</p> <p>CP5.3 Create trees to think through problems</p>
<p>B8/JHS2.4.2.2 Learner shows ability in writing theme- related words and modelled writing strategies</p>	<p>B8/JHS2.4.2.2.1. Show ability to summarise a prose read in class.</p> <p>Exemplars:</p> <ul style="list-style-type: none"> - Write down key words (not more than 20) which are important for a summary. - Find important facts, statements and ideas. 	<p>Communication and Collaboration (CC), Cultural identity and Global citizenship (CG), Critical thinking and Problem solving (CP)</p>

		<p>CC8.2: Explain ideas in a clear order with relevant detail using structure speech</p> <p>CP5.6: Demonstrate a thorough understanding of a generalised concept and facts specific to task or situation</p>
	<p>B8/JHS2.4.2.2.2. Show composition skills by filling in the blank spaces with appropriate words to complete sentences.</p> <p>Exemplars:</p> <ol style="list-style-type: none"> 1. Choose the appropriate word or phrase from a list to complete a coherent text. 2. Complete each sentence with an appropriate word from the bracket. 	<p>CC7.1: Identify words or sentences in context appropriately</p>
	<p>B8/JHS2.4.2.3. Show ability to write short answers that follow the rules of sentence structure and connect ideas in a logical fashion.</p> <p>Exemplars:</p> <ol style="list-style-type: none"> 1. Write short answers to questions by following the rules of sentence structure. 2. Use own words to complete the following sentences. 	<p>CC8.2: Explain ideas in a clear order with relevant detail using structure speech reflection and evaluation,</p>
<p>B8/JHS2.4.2.3 Learner demonstrates the ability to organise ideas logically and fluently in order to write</p>	<p>B8/JHS2.4.2.3.1. Demonstrate creative skills by describing characters in a story based on their actions, and according to the social and historical context.</p> <p>Exemplars:</p>	<p>Communication and Collaboration (CC), Cultural Identity and Global citizenship (CG), Critical thinking and Problem solving</p>

<p>coherent texts.</p>	<p>1. Use the following format to describe a character:</p> <p>وصف الظفر الداخلى - خالو وسلكو أون يواد وناش؟ تاتعمال - نيم خنالك يجر لاج ر ذلندا فصر و ؟ت بص خنالك قونيم، طونر نونال تاتقال على ونا ام كلا شكل اذلكورة</p> <p>2. Write about the personalities in your community using some already learnt descriptive expressions as a guide.</p> <p>مدير المدرسة اخال - مدرسون سادال بيان نعم نيناية عمرو راس الاحدة</p>	<p>(CP)</p> <p>CI6.4: Imagining and seeing things in a different way</p> <p>CC7.1: Identify words or sentences in context appropriately</p>
<p>B8/JHS2.4.2.3.2. Show creative writing skills in narrative and descriptive essay writing.</p> <p>Exemplars:</p> <ol style="list-style-type: none"> 1. Reorganise a given information to describe a known Ghanaian historical character. 2. Use a given format to write a short essay describing your village. 	<p>CI6.4: Imagining and seeing things in a different way</p> <p>CI6.2: Ability to reflect on approaches to creative task and evaluate the effectiveness of tools used</p>	<p>CI6.4: Imagining and seeing things in a different way</p> <p>CI6.2: Ability to reflect on approaches to creative task and evaluate the effectiveness of tools used</p>
<p>B8/JHS2.4.2.3.3. Show creativity in organising ideas logically and fluently in order to write coherent texts that follow a specific literary structure.</p> <p>Exemplars:</p> <p>Write an essay on a given topic in not less than 60 words.</p> <p>نمارة 60 عن لقوال ام - ادخ بلرب دندل عو صوم ناع عاش بلرب و لكتا</p>	<p>CC8.2: Explain ideas in a clear order with relevant detail using structure speech</p> <p>CP5.6: Demonstrate a thorough understanding of a generalised concept and facts specific to task or situation</p>	<p>CC8.2: Explain ideas in a clear order with relevant detail using structure speech</p> <p>CP5.6: Demonstrate a thorough understanding of a generalised concept and facts specific to task or situation</p>

	<p>B8/JHS2.4.2.3.4. Demonstrate the ability to distinguish between the literal meaning and the figurative meaning, as well as between abstract notions and concrete notions from a given a text.</p> <p>Exemplars:</p> <ol style="list-style-type: none"> 1. Extract from the passage expressions that have literal meaning and those that have figurative meaning. 2. Extract from the given text expressions that show abstract notions and those that show concrete notions. 	<p>CC7.1: Identify words or sentences in context appropriately</p>
--	---	---

NaCCA

NATIONAL COUNCIL FOR
CURRICULUM & ASSESSMENT

NOT FOR SALE
BUT FOR TRAINING PURPOSES

Basic 9



NATIONAL COUNCIL FOR
CURRICULUM & ASSESSMENT

**NOT FOR SALE
BUT FOR TRAINING PURPOSES**

STRAND: B9/JHS3.1 Listening
SUB-STRAND: B9/JHS3.1.1 Comprehension of Arabic Language

Content Standard	Indicators and Exemplars	Core Competencies									
<p>B9/JHS3.1.1.1. Learner demonstrates comprehension of various Arabic oral sound texts.</p>	<p>B9/JHS3.1.1.1.1. Demonstrate understanding of questions of <i>who? what? and when?</i> and provide the answers appropriately.</p> <p>Exemplars: Answer <i>who? what? and when?</i> questions as follows:</p> <table border="1" data-bbox="555 584 691 1715"> <thead> <tr> <th>من</th> <th>ماذا</th> <th>من</th> </tr> </thead> <tbody> <tr> <td>من تدرس اللغة العربية</td> <td>ماذا تكتب في المدرسة</td> <td>من علم القراءة</td> </tr> <tr> <td>من تصلي الصبح</td> <td>ماذا تعلم في البيت</td> <td>من أوقف؟</td> </tr> </tbody> </table>	من	ماذا	من	من تدرس اللغة العربية	ماذا تكتب في المدرسة	من علم القراءة	من تصلي الصبح	ماذا تعلم في البيت	من أوقف؟	<p>Communication and Collaboration (CC), Cultural identity and Global citizenship (CG), Critical thinking and Problem solving (CP), Digital Literacy (DL)</p> <p>CC7.1: Identify words or sentences in context appropriately</p>
من	ماذا	من									
من تدرس اللغة العربية	ماذا تكتب في المدرسة	من علم القراءة									
من تصلي الصبح	ماذا تعلم في البيت	من أوقف؟									
<p>B9/JHS3.1.1.1.2. Demonstrate the ability to extrapolate and respond to essential general ideas and information from topical national issues.</p> <p>Exemplars: Listen to the following topics and give your own interpretations:</p> <p style="text-align: center;">البنات و لبناتنا على الصرح و تكريم و اصراعنا بالمشحونج لدارنا و دنانا اللق البدخ بل و خطورة لدارنا و دنانا اللق</p>	<p>B9/JHS3.1.1.1.2. Recognise and recall main points in a short dialogue and use the model in personal conversation.</p> <p>Exemplars: Identify four major points from a given audio story.</p> <p>B9/JHS3.1.1.1.3. Demonstrate the ability to extrapolate and respond to essential general ideas and information from topical national issues.</p> <p>Exemplars: Listen to the following topics and give your own interpretations:</p> <p style="text-align: center;">البنات و لبناتنا على الصرح و تكريم و اصراعنا بالمشحونج لدارنا و دنانا اللق البدخ بل و خطورة لدارنا و دنانا اللق</p>	<p>CC7.1: Identify words or sentences in context appropriately</p> <p>DL5.3: Ability to find and utilise digital content</p> <p>CP5.6: Demonstrate a thorough understanding of a generalised concept and facts specific to task or situation,</p> <p>CG5.5: Adjust to the demands of customs, traditions, values and attitudes of society</p>									

	<p>B9/JHS3.1.1.1.4. Show ability to follow and understand a variety of spoken discourse between two or several participants.</p> <p>Exemplars: Listen to the following topics and point out their purposes and related ideas:</p> <p>المناسبة وأهميتها أيها الأبطال اعطيتنا لعلنا لنا لنا</p>	<p>CC7.1: Identify words or sentences in context appropriately</p> <p>CP5.6: Demonstrate a thorough understanding of a generalised concept and facts specific to task or situation,</p>
<p>B9/JHS3.1.1.2 Learner identifies words or sentences in context appropriately in class discussions about school competitions and games.</p>	<p>B9/JHS3.1.1.2.1. Demonstrate an understanding of central issues in aural discussions on inter-school football games/gala.</p> <p>Exemplars: State the main point and three secondary ones in a discussion about football, using the following topics:</p> <p>مباراة وميزة حللم مباراة لنا لنا</p>	<p>Communication and Collaboration (CC),</p> <p>CC7.1: Identify words or sentences in context appropriately,</p> <p>CC8.2: Explain ideas in a clear order with relevant detail using structure speech</p>
	<p>B9/JHS3.1.1.2.2. Demonstrate the ability to visualise images and scenes in order to facilitate understanding of a sports commentary.</p> <p>Exemplars:</p>	<p>CC7.1: Identify words or sentences in context appropriately,</p> <p>CC7.4: Identify underlying</p>

<p>B9/JHS3.1.1.3 Learner Demonstrate knowledge of aural expression about education and career paths.</p>	<p>Identify the vocabulary in a football commentary, such as the following:</p> <p>حارس مرمرى ممرور الكرة ضربة جازاء ضربة كروية ضربة حرة تسجل الالبيك</p>	<p>themes, implications and issues when listening</p>
<p>B9/JHS3.1.1.3.1 Demonstrate ability to answer questions about the relationships between education and career, and provide the answers orally.</p> <p>Exemplars: Understand a conversation on the relationship between education and career such as:</p> <p>؟ سطرانا دع لعلس ادما سنة ارانا دع لعلس ادما لا اعش نارا ابيوط فوكاس ، بطل نيك بد بطل اس ادر نا لا اعش نارا ، سادهم فوك سنا ، ندمسنا قولاك بد فاس ناس ادر نا</p>	<p>Communication and Collaboration (CC), Critical thinking and Problem solving (CP), Creativity and Innovation (CI)</p> <p>CP5.6: Demonstrate a thorough understanding of a generalised concept and facts specific to task or situation,</p>	<p>CC7.1: Identify words or sentences in context appropriately</p> <p>CI6.1: Exhibit strong memory, intuitive thinking and respond appropriately</p> <p>CI6.4: Imagining and seeing things in a different way</p> <p>CI5.7: Putting forward constructive comments, ideas, explanations and new ways of</p>
<p>B9/JHS3.1.1.3.2. Recognise and recall main points in a text read in class on education and career path, and reproduce them.</p> <p>Exemplars: Recall points in a text on education and repeat them.</p> <p>B9/JHS3.1.1.3.3. Show ability to participate in a spoken discourse and express personal ideas about children and schooling.</p> <p>Exemplars: Present personal views in a class discussion about the topic (أوضح البغاهم).</p>	<p>CC7.1: Identify words or sentences in context appropriately</p> <p>CI6.1: Exhibit strong memory, intuitive thinking and respond appropriately</p> <p>CI6.4: Imagining and seeing things in a different way</p> <p>CI5.7: Putting forward constructive comments, ideas, explanations and new ways of</p>	<p>CC7.1: Identify words or sentences in context appropriately</p> <p>CI6.1: Exhibit strong memory, intuitive thinking and respond appropriately</p> <p>CI6.4: Imagining and seeing things in a different way</p> <p>CI5.7: Putting forward constructive comments, ideas, explanations and new ways of</p>

<p>B9/JHS3.1.1.4 Learner responds appropriately to a narration of market scene with description of various wares, stocks, and people.</p>		<p>doing things</p>
<p>B9/JHS3.1.1.4.1 Demonstrate ability to answer questions on a text read in class, and to express an independent view on the content.</p> <p>Exemplars:</p> <p>Read a given story and answer questions on the ideas from the story using your own words.</p>	<p>B9/JHS3.1.1.4.1.1 Demonstrate ability to answer questions on a text read in class, and to express an independent view on the content.</p> <p>Exemplars:</p> <p>Read a given story and answer questions on the ideas from the story using your own words.</p>	<p>Communication and Collaboration (CC), Digital Literacy (DL), Critical thinking and Problem solving (CP)</p> <p>CP5.6: Demonstrate a thorough understanding of a generalised concept and facts specific to task or situation</p> <p>CC8.2: Explain ideas in a clear order with relevant detail using structure speech</p>
<p>B9/JHS3.1.1.4.2 Show effective listening skills by identifying various linguistic and tonal features for appropriate response.</p> <p>Exemplars:</p> <p>Provide appropriate responses to questions such as the following:</p> <p>؟ هي عزل ءغلا مابن اذا لا ؟ ءهي عزل ءغلا مابن من ديئدس ادام ؟ ءهي عزل ءغلا مابن اذا لا ؟</p>	<p>B9/JHS3.1.1.4.2 Show effective listening skills by identifying various linguistic and tonal features for appropriate response.</p> <p>Exemplars:</p> <p>Provide appropriate responses to questions such as the following:</p> <p>؟ هي عزل ءغلا مابن اذا لا ؟ ءهي عزل ءغلا مابن من ديئدس ادام ؟ ءهي عزل ءغلا مابن اذا لا ؟</p>	<p>CC7.1: Identify words or sentences in context appropriately</p> <p>CC8.3: Apply appropriate diction and structure sentences correctly for narrative, persuasive, imaginative and expository purposes</p>
<p>B9/JHS3.1.1.4.3 Demonstrate the ability to listen accurately and critically and identify various images and scenery of the market.</p> <p>Exemplars:</p> <p>Identify various sceneries of a market and participate in question-and-answer sessions in class.</p>	<p>B9/JHS3.1.1.4.3 Demonstrate the ability to listen accurately and critically and identify various images and scenery of the market.</p> <p>Exemplars:</p> <p>Identify various sceneries of a market and participate in question-and-answer sessions in class.</p>	<p>DL5.3: Ability to find and utilise digital content</p>

STRAND: B9/JHS3.1 Listening
SUB-STRAND: B9/JHS3.1.2 Listening Comprehension and Participation

Content Standard	Indicators and Exemplars	Core Competencies
<p>B9/JHS3.1.2.1 Learner demonstrates knowledge and understanding of a nonfiction text read in class about environmental issues.</p>	<p>B9/JHS3.1.2.1.1. Show listening skills and strategies while listening to discussion after reading a text.</p> <p>Exemplars:</p> <p>Listen to a discussion on a school activity and display the following strategies:</p> <ul style="list-style-type: none"> - Maintain eye contact. - No interrupting. - Watch the nonverbal cues. - Restate what you heard and clarify by repeating it. - Use some encouragers like head shaking, etc. - Ask probing questions. <p align="center">مهارات الأهل، يقرأ التاي جيه بيانات الس في يظن مع يهرد لندا في يظن أأ عن راوح ناراه مع ماس عوم شد ح نيا وجو بنا النظر ويعم شد ح نيا في عطاق م دمع والاوح نيا نيا يوظف لانا نيا في قرأ لانا و الحظم و يدا عا و مع م س نا ام راك د سأ قرأ شاك تيار لانا ض مع شد ح ماس الازم بل على أسه لة إ لقاء -</p>	<p>Communication and Collaboration (CC), Creativity and Innovation (CI), Critical thinking and Problem solving (CP)</p> <p>CC7.1: Identify words or sentences in context appropriately,</p> <p>CC7.4: Identify underlying themes, implications and issues when listening</p>
<p>B9/JHS3.1.2.1.2. Show ability to deduce meaning of some unfamiliar words from a context with prior knowledge of a sports subject.</p> <p>Exemplars:</p>	<p align="center">الارضاعة البرالكمة كرة الطاولة كرة السلة</p>	<p>CC7.1: Identify words or sentences in context appropriately</p>

	<p>- Deduce the meaning of a new difficult word considering the known words within the sentence.</p> <p>- Identify known words related to unfamiliar words from the passage.</p> <p>لملأنا بد فح جروا تام اللاب الففم صلا بقة لرفم تام اللاب لافم طلمنا صلا بد ففوما ناغ تام اللاب ففولنا ففولنا ففولنا ففولنا</p> <p>B9/JHS3.1.2.1.3. Demonstrate the ability to interpret other arguments independently and respond appropriately on environmental issues.</p> <p>Exemplars:</p> <ol style="list-style-type: none"> 1. Answer post-reading sampled questions on different human practices and attitudes that impact on environment. تلوت اللاب ولسابو تلوت اللاب ولسابو 2. Articulate an understanding about environmental problems in the locality using statements as: فوق باطال لكو قار فلا فاطان لاف ففلا اقبلنا بد ففولنا ففولنا ففولنا 3. Interpret points on the types of natural disasters in your own words 4. Respond to questions about factors that cause natural disasters in your own words. فوق باطال قار فلا فاطان قار فلا فاطان <p>B9/JHS3.1.2.1.4. Show ability to deduce meanings of some unfamiliar words and phrases from the context relating to various efforts and measures to minimise impacts of natural disasters.</p> <p>Exemplars:</p> <p>فوق باطال لكو</p>	<p>CP5.6: Demonstrate a thorough understanding of a generalised concept and facts specific to task or situation,</p> <p>CI5.7: Putting forward constructive comments, ideas, explanations and new ways of doing things</p> <p>CC7.1: Identify words or sentences in context appropriately</p>
--	--	--

	<p>Deduce from a text the meanings of the following phrases:</p> <p>البريكات الزحف قطع الدورات البنادق الآلية الأنشطة البشرية الأعصاب تجارب البريكات حوكم الأرض حركة الصخر</p>	<p>CP5.6: Demonstrate a thorough understanding of a generalised concept and facts specific to task or situation,</p>
<p>B9/JHS3.1.2.2 Learner demonstrates understanding of language use in a school debate on education and career plans.</p>	<p>B9/JHS3.1.2.2.1 Show ability to listen accurately and critically, as well as identify implied meanings in a statement in order to respond appropriately.</p> <p>Exemplars:</p> <p>تم عرضنا آثارنا في ظل</p> <p>Clarify the implied meaning of a statement by:</p> <ul style="list-style-type: none"> - Identifying the topic - Considering the central word, and discarding the supporting words. - Check the synonyms and pick one that is aligned to the supporting words. 	<p>Communication and Collaboration (CC), Critical thinking and Problem solving (CP)</p> <p>CC7.1: Identify words or sentences in context appropriately</p>
	<p>B9/JHS3.1.2.2.2. Demonstrate the ability to discriminate between the main and subsidiary ideas in discourse, and organise answers.</p> <p>Exemplars:</p> <p>تبادل مبادئ يوم</p>	<p>CP5.2: Analyse and make distinct judgement about viewpoints expressed in an argument</p>

	<p>Point out the main idea(s), and the subsidiary ones in an audio-visual material, and give personal observations.</p> <p>الجدالات اب في عونا لفرصنا، أأربا اهمنا، بسعنا، أأربا</p>	<p>CC7.1: Identify words or sentences in context appropriately</p>
--	--	---

كأبش ل ك بز كأربا، أهر شام

الجدالات اب في عونا لفرصنا، أأربا

اهمنا، بسعنا، أأربا



NaCCA

**NATIONAL COUNCIL FOR
CURRICULUM & ASSESSMENT**

**NOT FOR SALE
BUT FOR TRAINING PURPOSES**

STRAND: B9/JHS3.2 Speaking
SUB-STRAND: B9/JHS3.2.1 Everyday Oral Communication

Content Standard	Indicators and Exemplars	Core Competencies
<p>B9/JHS3.2.1.1 Learner demonstrates competency in speaking in an informal context.</p>	<p>B9/JHS3.2.1.1.1 Show ability to distinguish between formal and informal registers of familiar vocabulary.</p> <p>Exemplars:</p> <ol style="list-style-type: none"> 1. Give your understanding of what formal and informal language is, with examples. 2. Give the appropriate informal language in terms of the following: Context, sentences, language, voice, interjections, personal pronoun, tone. 3. Give ten sentences in the following informal context. <div style="text-align: center;"> <p>رښمو مېل پخوا رات، قافلا حلاډ - فتي اډانصاً اې فصرېل پچ رشع تاي - قورلينا ښه ډالو</p> </div> 	<p>Communication and Collaboration (CC), Cultural Identity and Global citizenship (CG), Critical thinking and Problem solving (CP), Creativity and Innovation (CI)</p> <p>CC8.2: Explain ideas in a clear order with relevant detail, using structure speech</p> <p>CC7.1: Identify words or sentences in context appropriately</p>
<p>B9/JHS3.2.1.1.2 Show communicative competence by using appropriate expressions for names of languages and their countries.</p> <p>Exemplars</p>		<p>CC7.1: Identify words or sentences in context appropriately</p>

	<p>Give the names of popular languages in the world:</p> <p>قوددا ل ء غللا قودو الر ء غللا قودس زرل ء غللا قودلا سوا ء غللا</p> <p>قودو صلا ء غللا قودا لاس ء غللا قودل غللا ء غللا قودس ذلوا ء غللا</p> <p>قودو صلا ء غللا قودو لاس ء غللا قودل غللا ء غللا قودا لاس ء غللا</p>	<p>CG6.4: Exhibit a sense of nationality and global identity</p>
<p>B9/JHS3.2.1.1.3. Demonstrate skills in using some culturally specific gestures in a limited range of special occasions.</p> <p>Exemplars:</p> <p>1. Use the following vocabulary to talk about a marriage ceremony you have witnessed:</p> <p>2. Use the following vocabulary to talk about a naming ceremony you have witnessed:</p>	<p>ما شرا ء ملا العبوس من عجة ما شرا ء ملا العبوس من عجة</p> <p>حلا زولج اخي الربوب الار ربح خص حلا زولج اخي الربوب الار ربح خص</p> <p>قودا لاس ء غللا قودل غللا ء غللا قودا لاس ء غللا قودل غللا ء غللا</p> <p>قودا لاس ء غللا قودل غللا ء غللا قودا لاس ء غللا قودل غللا ء غللا</p>	<p>CI5.2: Ability to merge simple/complex ideas to create novel situation or thing</p> <p>CG6.4: Exhibit a sense of nationality and global identity</p>
<p>B9/JHS3.2.1.1.4. Show mastery of appropriate speech act and diction in communicating about a food and health.</p> <p>Exemplars:</p> <p>1. Use the following expressions to talk about going out for dinner.</p>	<p>ادج بونك نيرضو ايا ددع فال قودا لاس ء غللا قودل غللا ء غللا قودا لاس ء غللا قودل غللا ء غللا</p> <p>ما شرا ء ملا العبوس من عجة ما شرا ء ملا العبوس من عجة</p> <p>قودا لاس ء غللا قودل غللا ء غللا قودا لاس ء غللا قودل غللا ء غللا</p>	<p>CI: CC8.2: Explain ideas in a clear order with relevant detail, using structure speech</p>

<p>B9/JHS3.2.1.2 Learner demonstrates good arguments in school debates about education and career paths.</p>	<p>2. Use the following expressions to talk about food and health.</p> <p>أداء سولو أحد لقيتها أه دعوا بك فديوش سلاب عرش دعوا لركلا ذبل نديوال سلغ تديغراء سو</p> <p>أحد لقيتها أه دعوا بك فديوش سلاب عرش دعوا لركلا ذبل نديوال سلغ تديغراء سو</p> <p>احلاظة على شمة الكل السكوت والذروت والدون الفاؤ الحص ساد</p> <p>آن ممت جدا الطلب الذاذي اليازي أطكوج طريف</p>	
<p>B9/JHS3.2.1.2.1 Demonstrate the ability to employ various conversational strategies (such as interrogative statement, surprise and wonder) to advance an argument.</p> <p>Exemplars:</p> <ol style="list-style-type: none"> Pick a topic of your choice and use the following strategies to make a point and advance it. <ul style="list-style-type: none"> Speak slowly and clearly. Check your body language. Listen and take notes. Tell a story or give an illustration to make your point. 	<p>B9/JHS3.2.1.2.2 Show the ability to select and manipulate certain structures, like appropriate tense and emotive language, to achieve specific communication goals.</p> <p>Exemplars:</p> <p>Give an example of the following to prove persuasive competence:</p> <ul style="list-style-type: none"> Opinion - a personal viewpoint often presented as a fact. Personal pronouns - „I“, „you“ and „we“. Imperative command - instructional language. Rhetorical question - a question which implies its own answer. <p>قوع نائل ما ك توافكت نائل مياو لالام تاي</p>	<p>Communication and Collaboration (CC), Critical thinking and Problem solving (CP)</p> <p>CP5.2: Analyse and make distinct judgement about viewpoints expressed in an argument</p> <p>CP5.2 Demonstrate a thorough understanding of a generalised concept and facts specific to task or situation</p> <p>CC8.2: Explain ideas in a clear order with relevant detail using structure speech</p> <p>CC7.1: Identify words or sentences in context appropriately</p>

	<p> <ul style="list-style-type: none"> - قفة تملح ت ببال ، قوصخش رنظ قفج و - جيار :ضعر - " .حنل" و "تأأ" - قوصخشل رنامضلا قاعمر - الكبر - الادمض نباح لآا منض بن قفا سو </p>	
<p>B9/JHS3.2.1.3 Learner. shows proficiency in expressing cogent viewpoints in class discussions.</p>	<p>B9/JHS3.2.1.2.3. Demonstrate awareness of verbal and non-verbal communications to communicate effectively and accurately.</p> <p>Exemplars:</p> <p>Give examples of the following known Arabic nonverbal communication:</p> <p>Gestures facial expressions tone of voice eye contact body language Posture</p> <p>هتغ و متلا بواتو رواج واتك رهو رتعا غابو متار ثلثا قفا عملا س</p>	<p>CC8.2: Explain ideas in a clear order with relevant detail, using structure speech</p> <p>CC7.1: Identify words or sentences in context appropriately</p>
<p>B9/JHS3.2.1.3 Learner. shows proficiency in expressing cogent viewpoints in class discussions.</p>	<p>B9/JHS3.2.1.3.1. Demonstrate the ability to express personal contributions in a discussion about inter-school football games/gala.</p> <p>سردادلا تبا، قوهيول شهر لبا</p>	<p>Communication and Collaboration (CC), Cultural Identity and Global citizenship (CG), Critical thinking and Problem solving (CP)</p>

	<p>Exemplars:</p> <p>Use the following phrases to contribute to class discussion about sports</p> <p>حارس مرمى ضربة حرة ممر الكرة ضربة جزاء تسجيل الأهداف ضربة ركنية ضربة حرة</p>	<p>CP5.6: Demonstrate a thorough understanding of a generalised concept and facts specific to task or situation</p>
<p>B9/JHS3.2.1.3.2. Show proficiency in presenting clear personal ideas after reading discussing of school athletics.</p> <p>Exemplars:</p> <p>Show what goes into the following to help in class discussions of a text:</p> <ul style="list-style-type: none"> - Preparation - Listening - Originality - Summarising other views 	<p>B9/JHS3.2.1.3.2. Show proficiency in presenting clear personal ideas after reading discussing of school athletics.</p> <p>تؤيدوا باع الال</p>	<p>CC8.2: Explain ideas in a clear order with relevant detail using structure speech</p> <p>CP5.6: Demonstrate a thorough understanding of a generalised concept and facts specific to task or situation</p>
<p>B9/JHS3.2.1.3.3. Show the ability to predict the closest meanings of some unfamiliar words in a text about ICT and its use as a learning tool.</p> <p>Exemplars:</p> <p>Carry out the following exercises to arrive at the meanings of the unknown words:</p> <ul style="list-style-type: none"> - Identify known words related to unfamiliar words from the passage. - Provide meanings of new words considering the context of the sentences in the passage. - Confirm your suggested meanings from the dictionary. 		<p>CP5.4: Generate hypothesis to help answer complex problems</p> <p>CC7.1: Identify words or sentences in context appropriately</p>

	<p>B9/JHS3.2.1.4.3. Show proficiency in the use of previously learnt phrases and simple sentences in an interactive conversation about a selected local festival.</p> <p>Exemplars:</p> <p>Use familiar phrases to talk about Ghanaian traditional festivals such as Odwira, Homowo, and Damba in front of the class.</p>	<p>CC8.2: Explain ideas in a clear order with relevant detail, using structure speech</p> <p>CG5.5: Adjust to the demands of customs, traditions, values and attitudes of society</p>
--	---	---

NACCA

NATIONAL COUNCIL FOR
CURRICULUM & ASSESSMENT

NOT FOR SALE
BUT FOR TRAINING PURPOSES

STRAND: B9/JHS3.2 Speaking
SUB-STRAND: B9/JHS3.2.2 Oracy and Aesthetics

Content Standard	Indicators and Exemplars	Core Competencies
<p>B8/JHS2.2.2.1 Learner participates in a rehearsed play through dialogues.</p>	<p>B9/JHS3.2.2.1.1. Demonstrate oral communicative skills through supporting role play in a drama.</p> <p>Exemplars: Participate in a drama with and play a supporting character.</p>	<p>Communication and Collaboration (CC), Critical thinking and Problem solving (CP)</p> <p>CC7.1: Identify words or sentences in context appropriately</p>
<p>B9/JHS3.2.2.1.2. Demonstrate the ability to play the main character in a simple play.</p> <p>Exemplars: Participate in a drama with and play the main character.</p>		<p>CP5.6: Demonstrate a thorough understanding of a generalised concept and facts specific to task or situation</p> <p>CC7.1: Identify words or sentences in context appropriately</p>

STRAND: B9/JHS3.2 Speaking
SUB-STRAND: B9/JHS3.2.3 Grammar

Content Standard	Indicators and Exemplars	Core Competencies
<p>B9/JHS3.2.3.1 Learner speaks Good Arabic: Grammar Unit: Doing words (Verbs and tenses)</p>	<p>B9/JHS3.2.3.1.1. Demonstrate knowledge of verb conjugation in simple connected dialogues which include the use of present/past tense for first person singular/plural.</p> <p>Exemplars:</p> <ol style="list-style-type: none"> Say what you do every day and what you are doing now (Tenses: Present) Say what you did yesterday (Tense: Past) <p>جربس نذبح نكتب نذهب نأكل نأشرب نأفعل نأفعل نأفعل نأفعل نأفعل نأفعل نأفعل نأفعل</p> <p>نأفعل نأفعل نأفعل نأفعل نأفعل نأفعل نأفعل</p> <p>نأفعل نأفعل نأفعل نأفعل نأفعل نأفعل نأفعل</p>	<p>Communication and Collaboration (CC),</p> <p>CC7.1: Identify words or sentences in context appropriately</p>
<p>B9/JHS3.2.3.1.2. Demonstrate knowledge of verb conjugation in simple connected dialogues which include the use of present tense for second person singular/plural.</p> <p>Exemplars:</p> <ol style="list-style-type: none"> Tell someone or an audience listening to you what he does or they do every day, or what someone/ audience is/are doing now (Tenses: Present) 	<p>B9/JHS3.2.3.1.2. Demonstrate knowledge of verb conjugation in simple connected dialogues which include the use of present tense for second person singular/plural.</p> <p>Exemplars:</p> <ol style="list-style-type: none"> Tell someone or an audience listening to you what he does or they do every day, or what someone/ audience is/are doing now (Tenses: Present) <p>نأفعل نأفعل نأفعل نأفعل نأفعل نأفعل نأفعل</p> <p>نأفعل نأفعل نأفعل نأفعل نأفعل نأفعل نأفعل</p> <p>نأفعل نأفعل نأفعل نأفعل نأفعل نأفعل نأفعل</p>	<p>CC8.2: Explain ideas in a clear order with relevant detail, using structure speech</p> <p>CC7.1: Identify words or sentences in context appropriately</p>

	<p>Tell someone or an audience listening to you what he or they did yesterday (Tenses: Past)</p> <p>أخبرني ما فعلت بالأمس أخبرني ما فعلت بالأمس أخبرني ما فعلت بالأمس أخبرني ما فعلت بالأمس</p> <p>2. Ask someone to do something (Imperative).</p> <p>اسألني ما أفعل بالأمس اسألني ما أفعل بالأمس اسألني ما أفعل بالأمس اسألني ما أفعل بالأمس</p>	
	<p>B9/JHS3.2.3.1.3. Demonstrate knowledge of verb conjugation in simple connected dialogues which include the use of present tense for third person singular or plural, masculine or feminine.</p> <p>Exemplars:</p> <p>1. Say what someone or an audience does every day or are doing now (Tenses: Present).</p> <p>أخبرني ما أفعل بالأمس أخبرني ما أفعل بالأمس أخبرني ما أفعل بالأمس أخبرني ما أفعل بالأمس</p> <p>2. Say what someone or an audience did yesterday (Tenses: Past).</p> <p>أخبرني ما فعلت بالأمس أخبرني ما فعلت بالأمس أخبرني ما فعلت بالأمس أخبرني ما فعلت بالأمس</p>	<p>CC8.2: Explain ideas in a clear order with relevant detail, using structure speech</p> <p>CC7.1: Identify words or sentences in context appropriately</p>



NATIONAL COUNCIL FOR
CURRICULUM & ASSESSMENT

**NOT FOR SALE
BUT FOR TRAINING PURPOSES**

	<p>Exemplars: Read a classical poem of complex combinations of sounds at a reasonable speed.</p>	persuasive, imaginative and expository purposes
--	---	---



NATIONAL COUNCIL FOR
CURRICULUM & ASSESSMENT

NOT FOR SALE
BUT FOR TRAINING PURPOSES

STRAND: B9/JHS3.3 Reading
SUB-STRAND: B9/JHS3.3.2 Reading Comprehension

Content Standard	Indicators and Exemplars	Core Competencies
<p>B9/JHS3.3.2.1 Learner reads skills of a moderately complex text at a reasonable speed about religious festivals and celebrations.</p>	<p>B9/JHS3.3.2.1.1. Identify the subject matter of a text through illustrations, and other clues.</p> <p>Exemplars:</p> <ol style="list-style-type: none"> 1. Read a classical Arabic prose of moderate complexity. 2. Observe text elements and state what idea comes to mind. 3. Which aspect of the text contributes to your understanding of the text and how? 	<p>Communication and Collaboration (CC), Critical thinking and Problem solving (CP)</p> <p>CP5.1 Ability to combine information and ideas from several sources to reach a conclusion</p> <p>CP5.6: Demonstrate a thorough understanding of a generalised concept and facts specific to task or situation</p> <p>CC8.2: Explain ideas in a clear order with relevant detail using structure speech</p>
<p>B9/JHS3.3.2.1.2. Recognise and respond to key ideas from a passage about a given topic.</p> <p>Exemplars:</p> <ol style="list-style-type: none"> 1. List what you already know about the topic. 2. Write questions about what you want to learn from reading the text. 3. Look for answers to the questions, and write them down. 	<p>Exemplars:</p> <ol style="list-style-type: none"> 1. List what you already know about the topic. 2. Write questions about what you want to learn from reading the text. 3. Look for answers to the questions, and write them down. <p>عوض رونا اذى عن اقدمس بوعن ام ركاد - صاا اذى با رضادر جوز امع زلفرا بندا - ناتلس ا لكاب لع دالمر فوجاا عن شباو صاا رونا -</p>	

	<p>B9/JHS3.3.2.1.3. Demonstrate active contributions to group readings to develop comprehension skills.</p> <p>Exemplars:</p> <p>Identify any of the following structures of a text as a contribution to a post-reading discussion:</p> <p>Cause and effect</p> <ul style="list-style-type: none"> - Problem and solution - Compare and contrast - Description - Time and order (sequence of events, actions, or steps) <p>ص: لئلا لئسنا فو، دوع، قفشا اربا عاربال آالب ص ابا قفبوا حد:</p> <ul style="list-style-type: none"> - ةج: بنبلو ب سالس - اللحو كلشبا - ة: نابلو قراقبا - الوصف - (خلطوات أو ألب دات؛ س لسلسل) وال س لسلسل ال زبون - 	<p>CP5.6: Demonstrate a thorough understanding of a generalised concept and facts specific to task or situation</p> <p>CP5.9: Identify and explain a confusion, uncertainty or a contradiction surrounding an event</p>
--	---	---

NOT FOR SALE
BUT FOR TRAINING PURPOSES

STRAND: B9/JHS3.3 Reading
SUB-STRAND: B9/JHS3.3.3 Grammar

Content Standard	Indicators and Exemplars	Core Competencies
<p>B9/JHS3.3.3.1 Learner speaks Good Arabic: Grammar Unit: Doing words (verbs and tenses)</p>	<p>B9/JHS3.3.3.1.1 Demonstrate knowledge of verb tenses in reading of a semi vowelized script by identifying the verb in imperfect tense and pointing out person/gender/number.</p> <p>Exemplars: Extract from a given text verb in imperfect tense and point out person/gender/number. عجج وأ تائم وأ درئم وى لءو - شئبأناؤ واكذئا - ل عا ئا ركدأ - صئا دم راضم ل ع</p> <p>B9/JHS3.3.1.2. Demonstrate knowledge of verb tenses in reading of a semi vowelized script by identifying the verb in perfect tense and pointing out person/gender/number.</p> <p>Exemplars: Extract from a given text the verb in perfect tense and indicate the person/gender/number. عجج وأ تائم وأ درئم وى لءو - شئبأناؤ واكذئا - ل عا ئا ركدأ - صئا دم ضام ل ع</p> <p>B9/JHS3.3.1.3 Demonstrate knowledge of verb tenses in reading a semi vowelized script by identifying the verb in imperative mood and point out person, gender or number.</p> <p>Exemplars: Extract from a given text the verb in imperative mood and indicate person, gender or number. عجج وأ تائم وأ درئم وى لءو - شئبأناؤ واكذئا - ل عا ئا ركدأ - صئا دم رمأ ل ع</p>	<p>Communication and Collaboration (CC), Critical thinking and Problem solving (CP)</p> <p>CC7.1: Identify words or sentences in context appropriately</p> <p>CP5.6: Demonstrate a thorough understanding of a generalised concept and facts specific to task or situation</p> <p>CP6.5: Ability to select alternative(s) that adequately meet selected criteria</p> <p>CP5.6: Demonstrate a thorough understanding of a generalised concept and facts specific to task or situation</p> <p>CP6.5: Ability to select alternative(s) that adequately meet selected criteria</p>

STRAND: B9/JHS3.3 Reading
SUB-STRAND: B9/JHS3.3.4 Critical Reading

Content Standard	Indicators and Exemplars	Core Competencies
<p>B9/JHS3.3.4.1 Learner demonstrates understanding by making inferences and predictions based on textual cues</p>	<p>B9/JHS3.3.4.1.1 Demonstrate the ability to make inferences of text features such as word order, conjugation of verbs and sentence structure.</p> <p>Exemplars:</p> <p>Give an interpretation of the following text features:</p> <ul style="list-style-type: none"> - Titles, headings, subheadings, preface, contents page, bullet points, glossary, index, guide words 	<p>Communication and Collaboration (CC), Critical thinking and Problem solving (CP)</p> <p>CP6.3: Identify important and appropriate alternatives</p>
	<p>B9/JHS3.3.4.1.2. Show the ability to identify cultural elements and their depictions in a simple text.</p> <p>Exemplars:</p> <ol style="list-style-type: none"> 1. Identify what depictions portray Arab culture in the reading text. 2. To what extent do the following elements tell about the Arab culture in the given text: dressing, mannerism, communication, scenery and art. <p style="text-align: right;">برغيا دليانو تداغ رياظم</p>	<p>CC7.1: Identify words or sentences in context appropriately</p> <p>CP5.6: Demonstrate a thorough understanding of a generalised concept and facts specific to task or situation</p>
	<p>B9/JHS3.3.4.1.3. Demonstrate competence in vocabulary building to enhance understanding of unfamiliar texts.</p>	<p>CP5.6: Demonstrate a thorough understanding of a generalised</p>

	<p>Exemplars:</p> <ol style="list-style-type: none"> 1. List familiar words from the text. 2. List the unfamiliar words or new ones. 3. Infer the meanings of the new words in their context. 4. Look up the word in a dictionary 5. Compare the dictionary definition with what you inferred. 	concept and facts specific to task or situation
<p>B9/JHS3.3.4.2. Learner demonstrates knowledge and appreciation about text analysis and reading techniques.</p>	<p>B9/JHS3.3.4.2. 1. Show the ability to engage in critical reading of a text by indicating how word changes meanings and understanding.</p> <p>Exemplars:</p> <p>Build your vocabulary by answering the following:</p> <ul style="list-style-type: none"> - Which words do you notice first? Why? - Look up any unfamiliar words. - Look in the Dictionary for their literary meanings. - What do they actually mean here? - What type of writing is the passage? (For example, narration, description, argument, dialogue, rhymed or alliterative poetry, etc.) <p>ص ل ا د م ق و ر غ ي ا ت ا م ا ل ك ا ر و ا ل ت ي ا - ه د ي ا ل ا ت ا م ا ل ك ا ر و ا ل ت ي ا ص ل ا ق ي ي ا س ب د ه ي ا د م ا ت ا م ا ل ك ا ر ب ن ا ع ج ن ا ل س س و م ا ق ا ل ب د ه ي ا د م ا ت ا م ا ل ك ا ر ع ن ث م ي ا و ن ج ن ا ل س ا م ع س و م ا ق ا ل ف ا ش ر ب ن ا ل</p>	<p>Communication and Collaboration (CC), Critical thinking and Problem solving (CP)</p> <p>CC8.2: Explain ideas in a clear order with relevant detail using structure speech</p>
<p>B9/JHS3.3.4.2. 2. Show awareness and appreciation of points of view of a literary narration and characterisation.</p> <p>Exemplars:</p> <p>Identify the point of view of the narration and characterisation by answering the following:</p> <ul style="list-style-type: none"> - How does the passage make you react or think about any characters or events within the 		<p>CP5.2: Analyse and make distinct judgements about viewpoints expressed in an argument</p>

	<p>narrative? - Who speaks in the passage? To whom does he or she speak?</p> <p>B9/JHS3.3.4.2.3. Show awareness and appreciation of the author’s manipulation of words to give literal or allegorical meaning. Exemplars: Identify the objects, colours, animals, or plants that serve other purposes other than their original role in the text.</p>	<p>CP5.6: Demonstrate a thorough understanding of a generalised concept and facts specific to task or situation</p>
--	--	--

NaCCA

NATIONAL COUNCIL FOR
CURRICULUM & ASSESSMENT

NOT FOR SALE
BUT FOR TRAINING PURPOSES

STRAND: B9/JHS3.4 Writing
SUB-STRAND: B9/JHS3.4.1 Writing and Calligraphy (Al-Khatt)

Content Standard	Indicators and Exemplars	Core Competencies
<p>B9/JHS3.4.1.1 Learner demonstrates knowledge of applicable writing rules in Arabic syntactic structures.</p>	<p>B9/JHS3.4.1.1.1 Demonstrate awareness of the rules for writing word-initial hamza (ء) in the Arabic text.</p> <p>Exemplars:</p> <p>Exemplars:</p> <p>1. Explain the rules for writing hamza (ء) at the beginnings of the following nouns:</p> <p> ابن اسمعلة كان الدار أفت إم امرأة أحد أربع </p> <p>2. Explain the rules for writing hamza (ء) in the following verbs:</p> <p> اسمع اسجد التاب الأظع احلف اكسر </p> <p>B9/JHS3.4.1.1.2 Demonstrate awareness of the rules for writing word-medial hamza (ء) in the Arabic text.</p> <p>Exemplars:</p> <p>State the rules that determine how hamza is written in word-medial position in the following groups:</p> <p> ث ش ذ ش و ر ت ق ن ع ي و ة ة </p> <p> ط ث ة ة </p> <p> ط ة ة ة </p>	<p>Communication and Collaboration (CC), Critical thinking and Problem solving (CP)</p> <p>CC7.1: Identify words or sentences in context appropriately</p> <p>CP6.7: Implement strategies with accuracy</p>

STRAND: B9/JHS3.4 Writing
SUB-STRAND: B9/JHS3.4.2 COMPOSITION

Content Standard	Indicators and Exemplars	Core Competencies
<p>B9/JHS3.4.2.1 Learner demonstrates knowledge in the use of appropriate style in composition.</p>	<p>B9/JHS3.4.2.1.1. Show writing skill in simple compositions, including a dialogue, formal and informal essays.</p> <p>Exemplars: Pick a topic and write a 100-word informal essay taking into consideration the following factors: Context, Sentences, Language, Voice, Interjections, Personal pronoun, Tone.</p>	<p>Communication and Collaboration (CC), Cultural identity and Global citizenship (CG), Critical thinking and Problem solving (CP)</p> <p>CP5.6: Demonstrate a thorough understanding of a generalised concept and facts specific to task or situation</p>
<p>B9/JHS3.4.2.1.2 Demonstrate the ability to recognise formal and informal texts in correspondence.</p> <p>Exemplars:</p> <p>1. Identify the following types of informal letters:</p>	<p>تھوڑا لمبا اور قہص خٹا لہریں والی تھوڑا لمبا اور قہص خٹا لہریں والی</p> <p>تھوڑا لمبا اور قہص خٹا لہریں والی</p>	<p>CP5.6: Demonstrate a thorough understanding of a generalised concept and facts specific to task or situation</p>

	<p>الاشكر رسالة قديمدل الهمرد سبج نال الهمرد رادفغ نال الهمرد</p> <p>2. Write a short letter to your teacher telling them why you would not be able to attend their class.</p> <p>3. Write a short text message to your friends inviting them to your house for lunch.</p>	
	<p>B9/JHS3.4.2.1.3. Demonstrate the ability to recognise formal texts and informal correspondence.</p> <p>Exemplars:</p> <p>1. Identify the following types of formal letters:</p> <p>رسالة لالهمرد رسالة العمل رسالة الالعاماس رسالة الالعاماس رسالة الالعاماس</p> <p>2. Write a short formal letter to your school to thank the management for promoting good discipline in the school.</p> <p>3. Write a short petition to your local authority asking them to address a sanitation problem.</p>	<p>CC7.1: Identify words or sentences in context appropriately</p>
	<p>B9/JHS3.4.2.1.4. Show preliminary writing skills in a targeted text format, including prose, poetry and drama.</p> <p>Exemplars:</p>	<p>CC8.2: Explain ideas in a clear order with relevant detail, using structure speech</p>

<p>B9/JHS3.4.2.2. Learner shows knowledge of the process of developing and sequencing ideas and information in a content.</p>	<p>Demonstrate writing skills in writing effective essays of various types to a reader.</p> <ol style="list-style-type: none"> 1. Write a narrative essay to narrate an incident or a story you witnessed. 2. Write a descriptive essay to describe a place, an object or an event. 	
<p>B9/JHS3.4.2.2.1. Show writing skills in a targeted text format, such as prose, poetry and drama</p> <p>Exemplars:</p> <p>Demonstrate writing skills in effective essay writing of various types.</p> <ol style="list-style-type: none"> 1. Write an expository essay based on facts, statistics, examples, etc. 2. Write a persuasive essay to not only present facts but to convince the reader of your point of view. 		<p>Communication and Collaboration (CC), Critical thinking and Problem solving (CP)</p> <p>CC8.2: Explain ideas in a clear order with relevant detail, using structure speech</p> <p>CP5.6: Demonstrate a thorough understanding of a generalised concept and facts specific to task or situation.</p>

STRAND: B9/JHS3.4 Writing
SUB-STRAND: B9/JHS3.4.3 Creative Writing

Content Standard	Indicators and Exemplars	Core Competencies
<p>B9/JHS3.4.3.1 Learner demonstrates the ability to organise ideas logically and fluently in order to write coherent texts.</p>	<p>B9/JHS3.4.3.1.1 Show good skills in planning an essay, drafting, editing and revision.</p> <p>Exemplars:</p> <p>Give the general outline or structure of your essay by writing ten sentences comprising of the following:</p> <p>The Introduction الزبد</p> <p>The main body الارض مروف</p> <p>The conclusion الخالصة</p>	<p>Creativity and Innovation (CI), Critical thinking and Problem solving (CP)</p> <p>CP5.4: Generate hypothesis to help answer complex problems</p> <p>CI6.4: Imagining and seeing things in a different way</p>
<p>B9/JHS3.4.3.1.2 Demonstrate the ability to select quotations that are relevant to an idea and incorporate them in a simple written prose.</p> <p>Exemplars:</p> <p>1. Write an essay on the environment and incorporate the following quotations:</p>	<p>ايندو شىء نى تبارا نينهارا اين واربا لر طرفاً نانا اناضغ نغصلا الكوكب لى ج نل من بدم نينهار لى ع و ظفا لار شى غلا مهارا نينهار</p>	<p>CP5.6: Demonstrate a thorough understanding of a generalised concept and facts specific to task or situation</p>

APPENDICES

APPENDIX 1: CORE COMPETENCIES AND SUBSKILLS OF THE COMMON CORE PROGRAM (CCP)

1. COMMUNICATION AN COLLABORATION (CC)

B7/JHS I- B9/JHS 3		
CC7: LISTENING	CC8: PRESENTING	CC9: TEAMWORK
CC7.1: Identify words or sentences in context appropriately	CC8.1: Speak clearly and explain ideas. Share a narrative or extended answer while speaking to a group	CC9.1: Demonstrate behaviour and skills of working towards group goals
CC7.2: Interpret correctly and respond to non-verbal communication such as facial expressions, cues and gestures	CC8.2: Explain ideas in a clear order with relevant detail, using correct construction and structure of speech	CC9.2: Understand and use interpersonal skills
CC7.3: Provide feedback in areas of ideas, organisation, voice, word choice and sentence fluency in communication	CC8.3: Apply appropriate diction, and structure sentences correctly for narrative, persuasive, imaginative and expository purposes	CC9.3: Understand roles during group activities
CC7.4: Identify underlying themes, implications and issues when listening	CC8.4: Anticipate different responses from the audience and plan for them	CC9.4: Help group work on relevant activities
CC7.5: Identify and analyse different points of views of speaker	CC8.5: Vary the level of detail and the language used when presenting to make it appropriate to the audience	CC9.5: Appreciate the importance of including all team members in discussions and actively encourage contributions from them
		CC9.6: Ability to work with all group members to complete a task successfully
		CC9.7: Effectively perform multiple roles within the group
		CC9.8: Demonstrate an awareness of the wider team dynamics and work to minimise conflicts in the team

2. CRITICAL THINKING AND PROBLEM SOLVING (CP)

B7/JHS I- B9/JHS 3		CP6: PROBLEM SOLVING
CP5: CRITICAL THINKING		

CP 5.1: Ability to combine Information and ideas from several sources to reach a conclusion	CP 6.1: Ability to effectively define goals towards solving a problem
CP 5.2: Analyse and make distinct judgement about viewpoints expressed in an argument	CP 6.2: Ability to explain plans for attaining goals



NATIONAL COUNCIL FOR
CURRICULUM & ASSESSMENT

NOT FOR SALE
BUT FOR TRAINING PURPOSES

CP 5.3: Create simple logic trees to think through problems	CP 6.3: Identify important and appropriate alternatives
CP 5.4: Generate hypothesis to help answer complex problems	CP 6.4: Ability to identify important and appropriate criteria and use them to evaluate available alternatives
CP 5.5: Effectively evaluate the success of solutions used in an attempt to solve a complex problem	CP 6.5: Ability to select alternative(s) that adequately meet selected criteria
CP 5.6: Demonstrate a thorough understanding of a generalised concept and facts specific to task or situation	CP 6.6: Preparedness to recognise and explain results after implementation of plans
CP 5.7: Provide new insight into controversial situation or task	CP 6.7: Implement strategies with accuracy
CP 5.8: Identify and prove misconceptions about a generalised concept or fact specific to a task or situation	
CP 5.9: Identify and explain a confusion, uncertainty, or a contradiction surrounding an event	
CP 5.10: Develop and defend a logical plausible resolution to a confusion, uncertainty or contradiction surrounding an event	
3. PERSONAL DEVELOPMENT AND LEADERSHIP (PL)	
	B7/JHS I- B9/JHS 3
PL5: PERSONAL DEVELOPMENT	
PL5.1: Understanding oneself (strengths, weaknesses, goals and aspirations), in reacting and adjusting to novel situations	PL6: LEADERSHIP
PL5.2: Demonstrate a sense of belongingness to a group	PL6.1: Ability to serve group members effectively
PL5.3: Recognise one's emotional state and their preparedness to apply emotional intelligence	PL6.2: Division of tasks into solvable units and assigning group members to task units
PL5.4: Ability to understand one's personality traits	PL6.3: Ability to manage time effectively
PL5.5: Desire to accept one's true self and overcome weaknesses	PL6.4: Ability to manage and resolve conflicts
PL5.6: Ability to set and maintain personal standards and values	PL6.5: Ability to monitor team members to ascertain progress
	PL6.6: Ability to mentor peers
	PL6.7: Actively promote effective group interaction and the expression of ideas and opinions in a way that is sensitive to the feelings and background of others
	PL6.8: Actively assist group identify changes or modifications necessary in the group activities and work towards carrying out those changes
4. CULTURAL IDENTITY AND GLOBAL CITIZENSHIP (CG)	
	B7/JHS I-

B9/JHS
3

CG5: CULTURAL IDENTITY

CG5.1: Show a strong sense of belongingness to one's culture

CG6: GLOBAL CITIZENSHIP

CG6.1: Understanding of influences of globalisation on traditions, languages and



NATIONAL COUNCIL FOR
CURRICULUM & ASSESSMENT

**NOT FOR SALE
BUT FOR TRAINING PURPOSES**

	cultures
CG5.2: Develop and exhibit ability to defend one's cultural beliefs, practices and norms	CG6.2: Recognise resistance to global practices that are inimical to our culture
CG5.3: Develop and express respect, recognition and appreciation of others' cultures	CG6.3: Know the global discourse about the roles of males and females
CG5.4: Develop and exhibit a sense of cultural identity	CG6.4: Exhibit a sense of nationality and global identity
CG5.5: Adjust to the demands of customs, traditions, values and attitudes of society	

5. CREATIVITY AND INNOVATION (CI)

	B7/JHS 1- B9/JHS 3
CI5: KNOWLEDGE, UNDERSTANDING, SKILLS AND STRATEGIES	CI6: REFLECTION AND EVALUATION
CI 5.1: Examine alternatives in creating new things	CI 6.1: Exhibit strong memory, intuitive thinking, and respond appropriately
CI 5.2: Ability to merge simple/complex ideas to create novel situations or things	CI 6.2: Ability to reflect on approaches to creative tasks and evaluate the effectiveness of tools used
CI 5.3: Identification of requirements of a given situation and justification of more than one creative tool that will be suitable	CI 6.3: Ability to select the most effective creative tools for work, and give reasons for the choice
CI 5.4: Ability to visualise alternatives, see possibilities, and identify problems and challenges	CI 6.4: Imagining and seeing things in a different way
CI 5.5: Ability to try new alternatives and different approaches	CI 6.5: Anticipate and overcome difficulties relating to taking initiatives
CI 5.6: Understand and use analogies and metaphors	CI 6.6: Being open-minded, adapting and modifying ideas to achieve creative results
CI 5.7: Putting forward constructive comments, ideas, explanations and new ways of doing things	CI 6.7: Look and think about things differently and from different perspectives
	CI 6.8: Recognise and generalise information and experience; search for trends and patterns
	CI 6.9: Interpret and apply learning in new contexts
	CI 6.10: Reflect on work and explore the thinking behind thoughts and processes

6. DIGITAL LITERACY (DL)

	B7/JHS 1- B9/JHS 3
DL5: PHOTO-VISUAL AND INFORMATION LITERACY	DL6: SOCIO-EMOTIONAL AND REPRODUCTION LITERACY
DL5.1: Ability to ascertain when information is needed and be able to identify, locate, evaluate and effectively use it to solve a problem	DL 6.1: Understand the sociological and emotional aspects of cyberspace

DL5.2: Ability to recognise and avoid traps in cyberspace	DL 6.2: Create a meaningful and original piece of work, or its interpretation by integrating existing information
DL5.3: Ability to find and utilise digital content	DL6.3: Use digital tools to create novel things
DL5.4: Ability to construct knowledge from a non-linear hyper-textual navigation	DL6.4: Adhere to behavioural protocols that prevail in cyberspace



NATIONAL COUNCIL FOR
CURRICULUM & ASSESSMENT

NOT FOR SALE
BUT FOR TRAINING PURPOSES

DL5.5: Evaluate the quality and validity of information	DL6.5: Recognition of societal issues emanating from the use of digital technologies
DL5.6: Preparedness to make better decisions using available information	DL6.6: Knowledge and recognition of ethical use of information

Please note these inclusivity issues

The core competencies outlined in this document must be assessed taking into consideration learners with special needs (physical disabilities, learning disabilities, etc.). Consider the use of realia for visual and visually challenged learners. A system of creating alternatives for tasks must also be adopted.



NaCCA

NATIONAL COUNCIL FOR
CURRICULUM & ASSESSMENT

NOT FOR SALE
BUT FOR TRAINING PURPOSES

BIBLIOGRAPHY

1. **Abd al-Mu'min**, M. Zayn al-Dīn. (2010) "Wāqic taclīm al-lughā al-carabiyya wa-l-culūm al-sharciyya fī al-madāris al-islāmiyya al-ḥukūmiyya fī Ghana: Madāris Dāḥiyyat Old Tafo fī Kumasi Namūdhajan." Paper presented at the 1st International Conference of Arabic and Islamic Studies, Kogi State University, Nigeria, July 26-28.
2. **Abd al-Muncim**, Sayyid cAbd al-cĀl. (1994). *Turuq tadris al-lughā al-carabiyya*. Maktabat al-gharīb. Cairo.
3. **Abd al-Raḥmān**, Abd Allāh A. (1984) *Al-Tatawwurāt al-taclīmiyya wa-l-thaqāfiyya fī gharb Ifriqiyyā: namūdhaj Ghānā*. Dār al-Isfahān. Jeddah.
4. **Abd al-Salām**, Aḥmad. (2009) "Taḳwīm li-caynāt min manāhij al-taclīm al-carabī al-isāmī al-thānawī fī Ifriqiyyā." Paper presented at the Conference on Nadwat al-taclīm al-islāmī fī Ifriqiyyā: mashrūc taḳwīr al-taclīm al-islāmī fī Ifriqiyyā, Niamey, Niger.
5. **Abdel-Seidu**, Salifu. (1987) "Arabic-English Schools in Tamale under the Islamic Education Unit." Graduate Diploma unpublished Thesis.
6. **Abdulmumin**, M. Zainudeen. (2010). *The State of Teaching and Learning Arabic in Ghanaian Government Schools: A case Study of Islamic Schools in Old Tafo, Kumasi*. DECEL. *Journal of Faculty of Arts and Islamic Studies*, (IX) 78 – 90.
7. **Abdul-Karim**, Sulemana B. (2006) *The Role of the Private Sector in the Provision of Primary Education in Ghana: The Case of Tamale, the Capital of Northern Region.*" Unpublished Masters Thesis, American University in Cairo.
8. **Adam**, A. Ishaq. (2009) "The Growth of Traditional Islamic Learning in the Greater Accra Metropolis." Unpublished MA Dissertation, Muslim College in London.
9. **Addae**, Paul. (2001) *The History of Islamic Education in Ghana*. Unpublished M.Phil Dissertation, School of Oriental and African Studies.
10. **Aissat**, D, **Yasmina** D. (2011). *The Role of Colonial Education in Retrospect: The Gold Coast Case in the Era of Imperialism*. Paper presented at the Third European Conference on World and Global History, London School of Economics.
11. **Allwright**, D., **Kathleen** M. B. (1981). *Focus on the Classroom: An Introduction to Classroom Research for Language Teachers*. Cambridge: Cambridge University Press.
12. **Aokouta**, Ahmad. (2010) "Mushkilāt al-taclīm al-carabī wa-l-islāmī fī almadāris al-ḥukūmiyya bi-wilāyat Kwara, Nigeria." Paper presented at the 1st International Conference of Arabic and Islamic Studies, Kogi State University, Nigeria, July 26-28.
13. **Arabī**, Ṣalāḥ Abd al-Ḥamīd. (1981). *al- Ta'allum al-lughāt al-ḥayya wa-taclīmuhā bayn al-naḳāriyya wa-l-taḳbīq*. Beirut: Maktabat Lubnān.

14. **Bening**, Raymond B. (1990). A History of Education in Northern Ghana, 1907-76. Accra: University of Ghana Press.
15. **Boyle**, H. N., **Seebaway Z.**, **Lansah I.**, **Boukamhi A.** (2007). *Islamic Education Sector Study*. Education Development Center, Northern Ghana Network for Development for USAID.
16. **Braimah**, B. A. R. (1973). Islamic Education in Ghana. *Ghana Bulletin of Theology* 4, no. 5.
17. **Braimah**, B. A. R. (1976). Islamic Education in Ghana. *Religion in a Pluralistic Society*, edited by John S. Pobee. 201-16. Leiden: Brill.
18. **Breen**, M. P., **Candlin**, C. N. (1980). The Essentials of a Communicative Curriculum in Language Teaching. *Applied Linguistics* 1, no. 2: Pp.89-112.
19. **Brenner**, Louis. (2001). Controlling Knowledge: Religion, Power and Schooling in a West African Muslim Society. Bloomington: Indiana University Press.
20. **Brown**, G. N., **Hiskett**, M. eds. (1976). *Conflict and Harmony in Education in Tropical Africa*. New Jersey: George Allen & Unwin.
21. **Brown**, H. D. (1981). Affective Factors in Second Language Learning. *The Second Language Classroom: Directions for the 1980s*, edited by Mary Bonomo Finocchiaro, Howard B. Altman and Penelope M. Alatis. Oxford: Oxford University Press.
22. **Brown**, H. D. (2000). *Principles of Language Learning and Teaching*. 4th ed. New York: Longman.
23. **Brown**, H. D. (2007). *Teaching by Principles: An Interactive Approach to Language Pedagogy*. 5th ed. New York: Longman.
24. **Dulay**, H. C., **Burt**, M. K.. "Should We Teach Children Syntax?". *Language Learning* 23 (1973): 245-58.
25. **Duwaysh**, M. A. al-. "Al-Taclīm al-islāmī al-carabī fī Ifrīqiyyā." *Minārāt Ifrīqiyyā*, <http://www.islam4africa.net/index.php/manuel/index/18/95>.
26. **Ellis**, Rod. (1988). *Classroom Second Language Development: A Study of Classroom Interaction and Language Acquisition*. New York: Prentice Hall.
27. **Ellis**, R. (1990). *Understanding Second Language Acquisition*. 6th ed. Oxford: Oxford University Press.
28. **Emon**, A. H. (2010). A Case for Qur'anic Arabic - Arabic as a Second Language. *IslamicCity.Com*. <http://www.islamicity.com/education/asl.htm>.
29. **Fitzgerald**, M. L. (1976). Religious Education among Muslims in Uganda. *Conflict and Harmony in Education in Tropical Africa*, edited by Godfrey N. Brown and Mervyn Hiskett. 200-11. New Jersey: George Allen & Unwin.
30. **Foster**, P. (1965). *Education and Social Change in Ghana*. Chicago: University of Chicago Press.
31. **Gardner**, W. H. (1925). *The Phonetics of Arabic*. Oxford: Oxford University Press.

32. **Galadanche, S. A.** (1993). *Harakat al-lugha al-carabiyya wa-ādābihā fī Nigeria*. 2nd ed. Riyadh: Maktabat al-Ifrīqiyyā.
33. **Ganami, Amrou.** (1996). *Waḍciyya al-taqlīm al-carabī al-Islāmī fī Burkina Faso*. Ḥawliyyāt al-jāmi'a 2: 291-99.
34. **Goody, Jack.** (1968). Restricted Literacy in Northern Ghana. *Literacy in Traditional Societies*, edited by Jack Goody. 198-264. Cambridge: Cambridge University Press.
35. **Graham, Charles K.** (1971). *The History of Education in Ghana: From the Earliest Times to the Declaration of Independence*. London: Frank Cass & Co. Ltd..
36. **Hilliard, Frederick H.** (1957). *A Short History of Education in British West Africa*. Edinburgh: Thomas Nelson & Sons.
37. **Hiskett, Mervyn.** (1976). Islamic Education in the Traditional and State Systems in Northern Nigeria. *Conflict and Harmony in Education in Tropical Africa*, edited by Godfrey M. Brown and Mervyn Hiskett. 134-51. New Jersey: George Allen & Unwin.
38. **Hodgkin, Thomas.** (1966). The Islamic Literary Tradition in Ghana, *Islam in Tropical Africa*, edited by Ioan M. Lewis. 453-66. Oxford: Oxford University Press.
39. **Hunwick, John O.** (1977). Arabic Language and Muslim Society in West Africa: An Historical Perspective. *Ghana Social Science Journal* 4, no. 2: 1-20.
40. **Hunwick, John O, ed.** (2003). *The Writings of Western Sudanic Africa*. Vol. 2. Leiden: Brill.
41. **Hunwick, John O.** (1964). The Influence of Arabic in West Africa. *Transactions of the Historical Society of Ghana* 7: 24-41.
42. **Hunwick, John O.** (1977). The Islamic Theme in Ghanaian History. *Proceedings of the Seminar on Ghanaian Historiography and Historical Research*, edited by John O. Hunwick. Legon: University of Ghana Press.
43. **Hussain, Abdul-Qadir.** (2007). *Arabic and Islamic Studies in Dual School (Arabic and English) in Ghana: A Case Study on Kumasi, the Challenges and Solutions*. Unpublished undergraduate Thesis, Islamic University of Sahel.
44. **Ibrahim, A. S.** (2018). Arabic Teaching in Ghana, Challenges and Solutions. *Journal, Al-maarifa*, Volume:15, Jakarta E-ISSN:2597-8551, P-issn, 1693-5764.
45. **Ibrāhīm, Abd al-ʿAlīm.** (1978). Al-Muwajjih al-fannī li-mudarrisi al-lugha al-carabiyya. Cairo: Dār al-macārif.
46. **Iddrisu, Abdulai.** (2002). Between Islamic and Western Secular Education in Ghana: A Progressive Integration Approach. *Journal of Muslim Minority Affairs* 22, no. 2: 335-50.
47. **Iddrisu, Abdulai.** (2005). *The Growth of Islamic Learning in Northern Ghana and Its Interaction with Western Secular Education*. African Development 30, no. 1&2: 53-67.
48. **Jawb, Ibrāhīm Maḥmūd.** (2005). “Āfāq taṭwīr al-lugha al-carabiyya fī albilād al-islāmiyya. *Al-Lugha al-carabiyya ilā ayn?*, edited by cAbd al-cAzīz cUthmān al-Tuwayjūrī and Aḥmad Muḥammad cAlī. Rabat: ISESCO.

49. **Lado, Robert.** (1957). *Linguistics across Cultures: Applied Linguistics for Language Teachers*. Vol. University of Michigan Press: Michigan.
50. **Larsen-Freeman, Diane.** (2000). *Techniques and Principles in Language Teaching*. 2nd ed. Oxford: Oxford University Press.
51. **Martin, Charles A.** (1977). Significant Trends in the Development of Ghanaian Education. *Journal of Negro Education* 45, no. 1: 46-60.
52. **Mohammed, A. U.** (2018). Arabic and Islamic culture in modern Ghana: Between past expectation and current challenges, *Al-asaalah International Journal of Arabic and Islamic studies*, Vol.8: no.1. Pp.12-31.
53. **Mohammed, A. U.** (2016). The Importance of Arabic Language as an Examinable Subject. *Pre-Tertiary Education National Strategic Conference on Muslim Education in Ghana, 2016. Conference Report*. Baraka Policy Institute (BPI). 60-67
54. **Mohammed, Hafiz** (2012). *The Development of Arabic and Islamic Studies in Kumasi during the Twentieth Century: Challenges and Prospects*. Unpublished PhD thesis. Asia Institute Faculty of Arts the University of Melbourne.
55. **Mohammed, Hafiz.** (2010). Nishāt taḥrīm al-lughā al-carabiyya fī gharb Ifriqiyyā, namūdhaj Ghānā: mucwwaqāt wa-ḥultīl.” Paper presented at the 1st International Conference of Arabic and Islamic Studies, Kogi State University, Nigeria, July 26-28.
56. **Mohammed, Hafiz.** (2004). The Teaching of Arabic and Its Development in Kumasi. Unpublished undergraduate Thesis, University of Ghana.
57. **Mohammed, Hafiz.** (2011). The Second Language Teaching methods vis-à-vis Arabic language Teaching in sub-Saharan Africa: A case study on Ghana.” Paper presented at 2nd International Language Conference (ILC), International Islamic University, Malaysia, 22nd- 24th April.
58. **Moumouni, Zakariyya.** (1996). Wadciyya al-taḥrīm al-carabi al-Islāmī fī Niger. *Hawliyyāt al-jāmicā* 2: 283-90.
59. **Muhammad, S. I., Murtada, M. M.** (2018). The Significance of Synonyms in Developing Vocabularies for non-Arab Learners (new series). *Malam Journal of Arabic Studies*, vol. 1. Pp: 249-263.
60. **Murtada, M. M. & others** (2019). The Digital Age and the Spread of Arabic Language in Ghana. *How did you Spread Arabic, an Experience of prominent experts of non-native Arabic speakers in Europe and Africa*. Pp 258-273.

162 |

61. **Murtada, M. M., Youshou, M. A.** (2019). Bilingualism and the Future of Arabic Education in Ghana. *Ijaz Arabi Journal of Arabic Learning*. Vol.2, 2nd Edition. P-ISSN 2620-5912/E-ISSN 26205947.

62. **Murtada, M. M. & Others** (2018) Towards Digital Textbooks for Teaching Arabic to Non-speakers. Teaching Arabic Language to Non-speakers. *Journal of Linguistics and Speech Analysis*. Pp: 258-280, ISBN: 978-9957-74-707.
63. **Murtada, M. M.** (2017) African Learner and the Imported Textbooks for Teaching Arabic (Ghana Case Study). *Journal of Qiraat African (African Studies)*, Ed. 34, Riyadh. Pp 68-79. ISSN: 7235-1658.
64. **Nunan, David.** (1991), *Language Teaching Methodology: A Textbook for Teachers*. New York: Prentice Hall.
65. **Ormsby-Gore, William.** (1937). Educational Problems of the Colonial Empire.” *Journal of the Royal African Society* 36, no. 143: 162-69.
66. **Ortega, Lourdes.** (2009). *Understanding Second Language Acquisition*. London: Hodder Education.
67. **Owusu-Ansah, David.** (2002). History of Islamic Education in Ghana: An Overview. *The Journal of Ghana Studies Association* 5: 61-81.
68. **Owusu-Ansah, D., Iddrisu, A.** (2008). The Philosophy of the Revolution: Thoughts on Modernizing Islamic schools in Ghana. *Canadian Journal of African Studies* 42, no 2/3: 446-66.
69. **Rakkabī, Jawdat al-.** (1986). *Turuq tadrīs al-lughā al-carabiyya*. Damascus: Dār al-fikr.
70. **Reichmuth, Stefan.** (1993). Islamic Education and Scholarship in sub-Saharan Africa. *The History of Islam in Africa*, edited by Nehemia Levtzion and Randall L. Pouwels. 419-41. Athens OH: Ohio,.
71. **Reichmuth, Stefan.** (1993). Islamic Learning and Interaction with „Western“ Education in Ilorin. *Identity and Social Change in sub-Saharan Africa*, edited by Louis Brenner. 179-97. London: Hurst & Co.
72. **Richards, Jack C.** (2005). *Communicative Language Teaching Today*. Cambridge: Cambridge University Press.
73. **Richards, Jack C., and Theodore S. Rodgers.** (1986). *Approaches and Methods in Language Teaching*. Cambridge: Cambridge University Press.
74. **Rufai, Ahmad A.** (2007). Enforcing Discipline among Youth in the Islamic schools of the Greater Accra Metropolis. Unpublished Masters Thesis, University of Ghana.
75. **Saeed, Abdel-Salifu.** (1986). Arabic-English Schools in Tamale under Islamic Education Unit. Unpublished Graduate Diploma Thesis, Ghana Institute of Management and Public Administration.
76. **Saeed, Noor-Deen.** (1985). Ghanaian Muslim Attitude towards Western Forms of Education. Unpublished undergraduate Thesis, University of Ghana.
77. **Saeed, Zagoon.** (2002). The Islamic Education Unit and the Reformation of the Makaranta System. Unpublished undergraduate Thesis, University of Ghana.
78. **Saffaf, S., Abdel-Hay, N.** (2007). *Curriculum Guide for Arabic. Curriculum Guide for Community Languages*. CILT. 20 Bedfordbury. London WC2

79. **Safran**, William. (2008). Language, Ethnicity and Religion: A Complex and Persistent Linkage. *Nations and Nationalism* 14, no. 1: 171-90.
80. **Saifu**, Abdul-Seidu. (1989). The Influence of Islam on the Dagamba in the Twentieth Century. Unpublished Masters Thesis, University of Ghana.
81. **Sani**, Umar M. (2001). Education and Islamic Trends in Northern Nigeria: 1970s-1990s. *Africa Today* 48, no. 2: 127-50.
82. **Saville-Troike**, Muriel. (2006). Introducing Second Language Acquisition. Cambridge: Cambridge University Press.
83. **Shahāthih**, Ḥasan. (1993). Taclīm al-lughā al-carabiyya bayn al-naẓariyya wa-l-taḥḍīq. Cairo: Dār al-miṣriyya al-lubnāniyya.
84. **Sheen**, Ron. (1994). A Critical Analysis of the Advocacy of the Task-Based Syllabus. *TESOL Quarterly* 28, no. 1: 127-51.
85. **Sulemana**, Mumuni. (2003). Islamic Literacy Tradition in Ghana. *Maghreb Review* 28, no. 2-3: 170-85.
86. **Sulemanu**, Fatimatu N. (2002). The Attitude of Muslim Parents towards Secular Education. Unpublished undergraduate Thesis, University of Cape Coast.
87. **Ṭabbāc**, Umar Farūq (1991). al-. Al-Wasīṭ fi qawācid al-implā“ wa-l-inshā“. Beirut: Maktabat al-macārif.
88. **Talban**, Aziz. (1996). Pedagogy, Power and Discourse: Transformation of Islamic Education. *Comparative Education Review* 40, no. 1: 66-82.
89. **Ṭanfāwī**, Muḥammad (1973). al-. Nash“at al-naḥw wa-l-tārīkh ashhar al-nuḥāt. Cairo: Dār al-macārif.
90. **Tomlin**, Russell S. (1990). Functionalism and Second Language Acquisition. *Studies in Second Language Acquisition* 12: 155-77.
91. **Ṭucayma**, Rushdī A. (1989). Taclīm al-carabiyya li-ghayr al-nāṭiqayn bi-hā. Rabat: ISESCO.
92. **Ṭucayma**, Rushdī A. (2005). Taclīm al-carabiyya li-ghayr al-nāṭiqayn bi-hā fi al-mujtamac al-mucāsir: ittijāhāt al-jadīda wa-taḥḍīqāt al-lāzima. *Al-Lughā al-carabiyya ilā ayn?*, edited by cAbd al-cAzīz cUthmān al-Tuwayjūrī and Aḥmad Muḥammad cAlī. Rabat: ISESCO.
93. **Van Lier**, Leo. (1988). *The Classroom and the Language Learner*. London: Longman.
94. **Von Elek**, T., Mats O. (1973). Teaching Foreign Language Grammar to Adults: A Comparative Study. Stockholm: Almqvist & Wiksell.
95. **Wadighārī**, Abd al-Ālī al-. (2005). Al-Lughā al-carabiyya fi mintaqat al-junūb al-Sahrā“: al-māḍī wa-l-ḥādir wa-l-mustaqbal.” In *Al-Lughā al-carabiyya ilā ayn?*, edited by cAbd al-cAzīz cUthmān al-Tuwayjūrī and Aḥmad Muḥammad cAlī. Rabat: ISESCO.
96. **Wilks**, Ivor. (1963). The Growth of Islamic Learning in Ghana.” *Journal of the Historical Society of Nigeria* 2, no. 4: 409-17.
97. **Wilks**, Ivor. The Transmission of Islamic Learning in the Western Sudan.

Literacy in Traditional Society, edited by Jack Goody. 162-97. Cambridge: Cambridge University Press, 1968.

98. **Woodward**, Tessa. (1996). *Paradigm Shift and the Language Teaching Profession. Challenge and Change in Language Teaching*, edited by Jane Willis and Dave Willis. 4-9. Oxford: Heinemann English Language Teaching.
99. **Yaqūb**, Ramīl Badīc. (1994). *Mawsūcat al-naḥw wa-l-ṣarf wa-l-icrāb*. Beirut: Dār al-cilm li-l-malāyīn.



NACCA

NATIONAL COUNCIL FOR
CURRICULUM & ASSESSMENT

NOT FOR SALE
BUT FOR TRAINING PURPOSES

ARABIC SUBJECT PANEL MEMBERS AND REVIEWERS

	NAME	INSTITUTION
WRITING PANEL	Dr Abass Umar Mohammed (Panel Lead)	University of Ghana-Legon
	Dr Abdullah Musah Abdullah	Ghana Institute of Languages, Accra
	Dr Murtada Mahmoud Muaz	University of Education, Winneba (COLTEK)
	Abdullah Yussif	Al-Basar SHS, Accra
REVIEWERS	Cambridge International	
	Dr Mohammed Hafiz	University of Ghana, Legon
	Iddris Mohammed	Al F Aruq College of Education
	Boudour Obed	Al-Rayyan International School

NOT FOR SALE
BUT FOR TRAINING PURPOSES

SUPERVISORS AND COORDINATING TEAM

	NAME	INSTITUTION
SUPERVISORS	Dr Prince H. Armah	Director-General (Ag), NaCCA
	Prof. Kwame Osei Kwarteng	Council Chairman, NaCCA
COORDINATING TEAM	Mr. Johnson Boakye Yiadom	NaCCA/EDT
	Mr. John Mensah Anang	NaCCA
	Mr. Cosmos Eminah	NaCCA
	Mrs. Wilma S. Titus-Glover	NaCCA
GRAPHIC DESIGNER	Eugene Offei Tetey	NaCCA

NATIONAL COUNCIL FOR
CURRICULUM & ASSESSMENT

NOT FOR SALE
BUT FOR TRAINING PURPOSES



NATIONAL COUNCIL FOR
CURRICULUM & ASSESSMENT

**NOT FOR SALE
BUT FOR TRAINING PURPOSES**